

第 2 編

資

料

第1表 診療科別入院患者数

単位：人

| 診療科          | 延患者数    | 1日平均<br>患者数 | 入院患者実数 |         |         | 退院患者数  |       | 平均在院<br>日数(日) |
|--------------|---------|-------------|--------|---------|---------|--------|-------|---------------|
|              |         |             | 繰越     | 新入院     | 計       |        | うち死亡  |               |
| 循環器内科        | 12,366  | 33.9        | 34     | 1,273   | 1,307   | 1,320  | 22    | 9.5           |
| 血液内科         | 11,355  | 31.1        | 28     | 509     | 537     | 520    | 13    | 22.1          |
| 消化器内科        | 12,111  | 33.2        | 23     | 1,360   | 1,383   | 1,371  | 22    | 8.9           |
| リウマチ・膠原病内科   | 3,540   | 9.7         | 5      | 132     | 137     | 139    | 4     | 26.1          |
| 腎臓・高血圧内科     | 4,094   | 11.2        | 7      | 276     | 283     | 283    | 5     | 14.6          |
| 糖尿病・内分泌代謝内科  | 2,836   | 7.8         | 5      | 321     | 326     | 177    | 0     | 11.4          |
| 神経内科         | 5,818   | 15.9        | 11     | 216     | 227     | 203    | 4     | 27.8          |
| 呼吸器内科        | 11,009  | 30.2        | 25     | 535     | 560     | 530    | 42    | 20.7          |
| 腫瘍内科         | 24      | 0.1         | 0      | 3       | 3       | 3      | 1     | 8.0           |
| 総合内科         | 773     | 2.1         | 2      | 41      | 43      | 42     | 1     | 18.6          |
| 呼吸器外科        | 4,677   | 12.8        | 11     | 348     | 359     | 357    | 6     | 13.3          |
| 消化管外科        | 12,809  | 35.1        | 34     | 691     | 725     | 713    | 22    | 18.2          |
| 肝胆膵・移植外科     | 6,481   | 17.8        | 18     | 474     | 492     | 491    | 6     | 13.4          |
| 乳腺外科         | 3,389   | 9.3         | 9      | 395     | 404     | 411    | 11    | 8.4           |
| 小児外科         | 2,224   | 6.1         | 5      | 182     | 187     | 189    | 0     | 12.0          |
| 甲状腺・内分泌外科    | 2,001   | 5.5         | 5      | 224     | 229     | 239    | 1     | 8.6           |
| 心臓血管外科       | 6,687   | 18.3        | 19     | 276     | 295     | 245    | 14    | 25.7          |
| 脳神経外科        | 6,788   | 18.6        | 15     | 334     | 349     | 335    | 12    | 20.3          |
| 整形外科         | 19,833  | 54.3        | 36     | 1,201   | 1,237   | 1,245  | 2     | 16.2          |
| 形成外科         | 2,635   | 7.2         | 8      | 217     | 225     | 230    | 2     | 11.8          |
| 産科           | 9,126   | 25.0        | 17     | 772     | 789     | 762    | 2     | 11.9          |
| 婦人科          | 11,408  | 31.3        | 28     | 954     | 982     | 961    | 19    | 11.9          |
| 小児科          | 15,726  | 43.1        | 39     | 801     | 840     | 795    | 21    | 19.7          |
| 小児腫瘍内科       | 8,017   | 22.0        | 17     | 388     | 405     | 395    | 3     | 20.5          |
| 眼科           | 9,568   | 26.2        | 18     | 1,373   | 1,391   | 1,381  | 0     | 6.9           |
| 皮膚科          | 5,465   | 15.0        | 14     | 410     | 424     | 415    | 6     | 13.2          |
| 泌尿器科・副腎内分泌外科 | 9,854   | 27.0        | 23     | 1,055   | 1,078   | 1,086  | 17    | 9.2           |
| 耳鼻咽喉科・頭頸部外科  | 8,047   | 22.0        | 17     | 525     | 542     | 532    | 8     | 15.2          |
| 心身医療科        | 9,685   | 26.5        | 23     | 263     | 286     | 308    | 0     | 33.9          |
| 放射線科         | 44      | 0.1         | 0      | 16      | 16      | 16     | 0     | 2.8           |
| 放射線治療科       | 353     | 1.0         | 1      | 26      | 27      | 27     | 0     | 13.3          |
| 核医学科         | 774     | 2.1         | 1      | 107     | 108     | 108    | 0     | 7.2           |
| 麻酔・疼痛緩和科     | 376     | 1.0         | 1      | 2       | 3       | 2      | 0     | 188.0         |
| 歯科口腔外科       | 2,234   | 6.1         | 8      | 169     | 177     | 176    | 2     | 13.0          |
| 救急科          | 4,602   | 12.6        | 8      | 729     | 737     | 589    | 107   | 7.0           |
| (結核)         | (2,032) | (5.6)       | (5)    | (28)    | (33)    | (24)   | (6)   | (78.2)        |
| (ICU)        | (2,355) | (6.5)       | (5)    | (79)    | (84)    | (16)   | (14)  | (49.6)        |
| (NICU)       | (7,397) | (20.3)      | (19)   | (143)   | (162)   | (101)  | (15)  | (60.6)        |
| (MFICU)      | (1,508) | (4.1)       | (4)    | (108)   | (112)   | (18)   | (0)   | (23.9)        |
| (救命救急センター)   | (5,762) | (15.8)      | (16)   | (1,170) | (1,186) | (541)  | (157) | (6.7)         |
| 合計           | 226,729 | 621.2       | 515    | 16,598  | 17,113  | 16,596 | 375   | 13.7          |

※ 結核・ICU・NICU(GCU含む)・MFICU・救命救急センターは再掲。

第2表 診療科・月別入院患者延数

単位：人

| 診療科          | 診療月 | 4      | 5      | 6      | 7      | 8      | 9      | 10     | 11     | 12     | 1      | 2      | 3      | 計       |
|--------------|-----|--------|--------|--------|--------|--------|--------|--------|--------|--------|--------|--------|--------|---------|
| 循環器内科        |     | 977    | 974    | 1,060  | 1,093  | 1,116  | 972    | 1,069  | 1,016  | 1,039  | 919    | 985    | 1,146  | 12,366  |
| 血液内科         |     | 1,035  | 1,056  | 998    | 901    | 915    | 823    | 951    | 936    | 850    | 898    | 892    | 1,100  | 11,355  |
| 消化器内科        |     | 1,069  | 1,146  | 896    | 891    | 998    | 1,086  | 1,002  | 956    | 1,219  | 864    | 961    | 1,023  | 12,111  |
| リウマチ・膠原病内科   |     | 196    | 264    | 286    | 307    | 269    | 183    | 250    | 329    | 354    | 389    | 365    | 348    | 3,540   |
| 腎臓・高血圧内科     |     | 381    | 368    | 407    | 376    | 339    | 355    | 434    | 365    | 234    | 198    | 335    | 302    | 4,094   |
| 糖尿病・内分泌代謝内科  |     | 199    | 229    | 279    | 223    | 165    | 350    | 290    | 304    | 182    | 177    | 244    | 194    | 2,836   |
| 神経内科         |     | 458    | 451    | 512    | 448    | 529    | 396    | 411    | 466    | 489    | 519    | 496    | 643    | 5,818   |
| 呼吸器内科        |     | 951    | 982    | 777    | 774    | 785    | 793    | 1,049  | 945    | 984    | 876    | 938    | 1,155  | 11,009  |
| 腫瘍内科         |     | 0      | 0      | 5      | 0      | 0      | 0      | 7      | 12     | 0      | 0      | 0      | 0      | 24      |
| 総合内科         |     | 43     | 47     | 70     | 73     | 32     | 58     | 80     | 72     | 34     | 22     | 118    | 124    | 773     |
| 呼吸器外科        |     | 472    | 369    | 272    | 302    | 383    | 414    | 351    | 367    | 388    | 445    | 454    | 460    | 4,677   |
| 消化管外科        |     | 1,009  | 942    | 1,221  | 935    | 989    | 1,131  | 982    | 1,074  | 1,097  | 1,119  | 1,249  | 1,061  | 12,809  |
| 肝胆膵・移植外科     |     | 621    | 469    | 519    | 478    | 498    | 443    | 788    | 522    | 464    | 499    | 526    | 654    | 6,481   |
| 乳腺外科         |     | 304    | 219    | 431    | 303    | 343    | 326    | 264    | 219    | 288    | 209    | 248    | 235    | 3,389   |
| 小児外科         |     | 150    | 159    | 129    | 248    | 249    | 218    | 185    | 199    | 158    | 200    | 185    | 144    | 2,224   |
| 甲状腺・内分泌外科    |     | 111    | 104    | 141    | 148    | 183    | 177    | 170    | 159    | 221    | 133    | 210    | 244    | 2,001   |
| 心臓血管外科       |     | 594    | 553    | 491    | 372    | 407    | 596    | 617    | 672    | 668    | 592    | 581    | 544    | 6,687   |
| 脳神経外科        |     | 459    | 612    | 589    | 422    | 535    | 640    | 514    | 435    | 569    | 697    | 584    | 732    | 6,788   |
| 整形外科         |     | 1,701  | 1,412  | 1,599  | 1,896  | 1,624  | 1,725  | 1,555  | 1,645  | 1,740  | 1,442  | 1,667  | 1,827  | 19,833  |
| 形成外科         |     | 133    | 170    | 181    | 195    | 259    | 261    | 245    | 233    | 217    | 222    | 181    | 338    | 2,635   |
| 産科           |     | 679    | 716    | 601    | 898    | 972    | 768    | 802    | 672    | 628    | 814    | 785    | 791    | 9,126   |
| 婦人科          |     | 900    | 965    | 987    | 947    | 812    | 943    | 995    | 1,013  | 1,007  | 830    | 962    | 1,047  | 11,408  |
| 小児科          |     | 1,208  | 1,293  | 1,280  | 1,283  | 1,208  | 1,251  | 1,406  | 1,405  | 1,424  | 1,406  | 1,166  | 1,396  | 15,726  |
| 小児腫瘍内科       |     | 561    | 541    | 620    | 662    | 676    | 760    | 833    | 789    | 656    | 656    | 647    | 616    | 8,017   |
| 眼科           |     | 665    | 728    | 834    | 841    | 711    | 759    | 783    | 804    | 801    | 762    | 899    | 981    | 9,568   |
| 皮膚科          |     | 467    | 357    | 491    | 413    | 505    | 469    | 533    | 380    | 489    | 408    | 433    | 520    | 5,465   |
| 泌尿器科・副腎内分泌外科 |     | 784    | 749    | 941    | 796    | 807    | 876    | 809    | 848    | 862    | 714    | 793    | 875    | 9,854   |
| 耳鼻咽喉科・頭頸部外科  |     | 588    | 734    | 649    | 736    | 706    | 656    | 642    | 708    | 649    | 697    | 680    | 602    | 8,047   |
| 心身医療科        |     | 725    | 822    | 804    | 862    | 856    | 894    | 881    | 809    | 873    | 723    | 632    | 804    | 9,685   |
| 放射線科         |     | 9      | 9      | 0      | 6      | 3      | 3      | 0      | 5      | 7      | 0      | 0      | 2      | 44      |
| 放射線治療科       |     | 33     | 15     | 74     | 51     | 28     | 2      | 20     | 63     | 40     | 27     | 0      | 0      | 353     |
| 核医学科         |     | 49     | 36     | 47     | 49     | 64     | 61     | 53     | 100    | 80     | 70     | 85     | 80     | 774     |
| 麻酔・疼痛緩和科     |     | 30     | 40     | 32     | 31     | 31     | 30     | 31     | 30     | 31     | 31     | 28     | 31     | 376     |
| 歯科口腔外科       |     | 169    | 214    | 177    | 227    | 137    | 170    | 153    | 111    | 210    | 247    | 248    | 171    | 2,234   |
| 救急科          |     | 320    | 321    | 426    | 490    | 305    | 282    | 313    | 471    | 427    | 453    | 396    | 398    | 4,602   |
| (結核)         |     | (185)  | (199)  | (86)   | (109)  | (178)  | (179)  | (184)  | (201)  | (226)  | (165)  | (130)  | (190)  | (2,032) |
| (ICU)        |     | (199)  | (200)  | (214)  | (185)  | (170)  | (164)  | (203)  | (207)  | (199)  | (216)  | (186)  | (212)  | (2,355) |
| (NICU)       |     | (626)  | (606)  | (543)  | (629)  | (595)  | (553)  | (667)  | (681)  | (640)  | (641)  | (550)  | (666)  | (7,397) |
| (MFICU)      |     | (131)  | (132)  | (93)   | (127)  | (133)  | (130)  | (129)  | (97)   | (145)  | (141)  | (118)  | (132)  | (1,508) |
| (救命救急センター)   |     | (454)  | (466)  | (513)  | (537)  | (435)  | (398)  | (478)  | (530)  | (493)  | (513)  | (436)  | (509)  | (5,762) |
| 合計           |     | 18,050 | 18,066 | 18,826 | 18,677 | 18,439 | 18,871 | 19,468 | 19,134 | 19,379 | 18,258 | 18,973 | 20,588 | 226,729 |

※ 結核・ICU・NICU (GCU含む)・MFICU・救命救急センターは再掲。

第3表 病類・月別入院患者延数

単位：人

| 病類   | 月 | 4      | 5      | 6      | 7      | 8      | 9      | 10     | 11     | 12     | 1      | 2      | 3      | 計       |
|------|---|--------|--------|--------|--------|--------|--------|--------|--------|--------|--------|--------|--------|---------|
| 一般疾病 |   | 17,140 | 17,045 | 17,936 | 17,706 | 17,405 | 17,798 | 18,403 | 18,122 | 18,280 | 17,360 | 18,183 | 19,567 | 214,945 |
| 結核   |   | 185    | 199    | 86     | 109    | 178    | 179    | 184    | 201    | 226    | 165    | 130    | 190    | 2,032   |
| 心身医療 |   | 725    | 822    | 804    | 862    | 856    | 894    | 881    | 809    | 873    | 723    | 632    | 804    | 9,685   |
| 感染   |   | 0      | 0      | 0      | 0      | 0      | 0      | 0      | 2      | 0      | 10     | 28     | 27     | 67      |
| 計    |   | 18,050 | 18,066 | 18,826 | 18,677 | 18,439 | 18,871 | 19,468 | 19,134 | 19,379 | 18,258 | 18,973 | 20,588 | 226,729 |

第4表 病棟別入院患者数

単位：人

| 病棟      | 前年度からの繰越患者 | 入院     | 転入    | 転出    | 退院     | うち死亡  | 年度末<br>在院患者 | 延患者数    | 1日平均   |      |
|---------|------------|--------|-------|-------|--------|-------|-------------|---------|--------|------|
|         |            |        |       |       |        |       |             |         |        |      |
| きぼう棟    | 2階北        | 10     | 43    | 4     | 17     | 33    | 6           | 7       | 2,193  | 6.0  |
|         | I C U      | 5      | 79    | 695   | 757    | 16    | 14          | 6       | 2,355  | 6.5  |
|         | 5階東        | 30     | 974   | 230   | 59     | 1,158 | 8           | 17      | 13,511 | 37.0 |
|         | 5階西        | 35     | 977   | 121   | 162    | 925   | 1           | 46      | 17,261 | 47.3 |
|         | 6階東        | 28     | 1,937 | 176   | 257    | 1,854 | 2           | 30      | 14,747 | 40.4 |
|         | 6階西        | 0      | 436   | 166   | 117    | 446   | 13          | 39      | 6,941  | 19.0 |
|         | 7階東        | 30     | 631   | 273   | 121    | 773   | 9           | 40      | 14,426 | 39.5 |
|         | 8階東        | 37     | 1,299 | 138   | 133    | 1,316 | 39          | 25      | 15,220 | 41.7 |
|         | 8階西        | 33     | 1,463 | 149   | 114    | 1,506 | 23          | 25      | 16,972 | 46.5 |
|         | 9階東        | 33     | 1,006 | 228   | 224    | 1,007 | 12          | 36      | 12,897 | 35.3 |
|         | 9階西        | 47     | 931   | 350   | 250    | 1,039 | 19          | 39      | 16,252 | 44.5 |
| 10階東    | 43         | 1,091  | 474   | 258   | 1,322  | 8     | 28          | 15,366  | 42.1   |      |
| みらい棟    | 救命救急       | 16     | 1,170 | 74    | 704    | 541   | 157         | 15      | 5,762  | 15.8 |
|         | 3階東        | 13     | 691   | 228   | 75     | 843   | 2           | 14      | 8,172  | 22.4 |
|         | M F I C U  | 4      | 108   | 47    | 138    | 18    | 0           | 3       | 1,508  | 4.1  |
|         | N I C U    | 19     | 143   | 22    | 61     | 101   | 15          | 22      | 7,397  | 20.3 |
|         | 4階東        | 37     | 1,315 | 72    | 59     | 1,337 | 30          | 28      | 14,738 | 40.4 |
|         | 4階西        | 27     | 662   | 56    | 46     | 664   | 11          | 35      | 12,172 | 33.3 |
|         | 5階         | 42     | 1,315 | 303   | 199    | 1,384 | 4           | 35      | 17,568 | 48.1 |
| P I C U | 3          | 64     | 110   | 167   | 5      | 2     | 5           | 1,584   | 4.3    |      |
| 心身医療科病棟 | 23         | 263    | 55    | 11    | 308    | 0     | 22          | 9,685   | 26.5   |      |
| 合計      | 515        | 16,598 | 3,971 | 3,929 | 16,596 | 375   | 517         | 226,727 | 621.2  |      |

第5表 診療科・月別1日平均入院患者数

単位：人

| 診療科          | 4      | 5      | 6      | 7      | 8      | 9      | 10     | 11     | 12     | 1      | 2      | 3      | 平均     |
|--------------|--------|--------|--------|--------|--------|--------|--------|--------|--------|--------|--------|--------|--------|
| 循環器内科        | 32.6   | 31.4   | 35.3   | 35.3   | 36.0   | 32.4   | 34.5   | 33.9   | 33.5   | 29.6   | 35.2   | 37.0   | 33.9   |
| 血液内科         | 34.5   | 34.1   | 33.3   | 29.1   | 29.5   | 27.4   | 30.7   | 31.2   | 27.4   | 29.0   | 31.9   | 35.5   | 31.1   |
| 消化器内科        | 35.6   | 37.0   | 29.9   | 28.7   | 32.2   | 36.2   | 32.3   | 31.9   | 39.3   | 27.9   | 34.3   | 33.0   | 33.2   |
| リウマチ・膠原病内科   | 6.5    | 8.5    | 9.5    | 9.9    | 8.7    | 6.1    | 8.1    | 11.0   | 11.4   | 12.5   | 13.0   | 11.2   | 9.7    |
| 腎臓・高血圧内科     | 12.7   | 11.9   | 13.6   | 12.1   | 10.9   | 11.8   | 14.0   | 12.2   | 7.5    | 6.4    | 12.0   | 9.7    | 11.2   |
| 糖尿病・内分泌代謝内科  | 6.6    | 7.4    | 9.3    | 7.2    | 5.3    | 11.7   | 9.4    | 10.1   | 5.9    | 5.7    | 8.7    | 6.3    | 7.8    |
| 神経内科         | 15.3   | 14.5   | 17.1   | 14.5   | 17.1   | 13.2   | 13.3   | 15.5   | 15.8   | 16.7   | 17.7   | 20.7   | 15.9   |
| 呼吸器内科        | 31.7   | 31.7   | 25.9   | 25.0   | 25.3   | 26.4   | 33.8   | 31.5   | 31.7   | 28.3   | 33.5   | 37.3   | 30.2   |
| 腫瘍内科         | 0.0    | 0.0    | 0.2    | 0.0    | 0.0    | 0.0    | 0.2    | 0.4    | 0.0    | 0.0    | 0.0    | 0.0    | 0.1    |
| 総合内科         | 1.4    | 1.5    | 2.3    | 2.4    | 1.0    | 1.9    | 2.6    | 2.4    | 1.1    | 0.7    | 4.2    | 4.0    | 2.1    |
| 呼吸器外科        | 15.7   | 11.9   | 9.1    | 9.7    | 12.4   | 13.8   | 11.3   | 12.2   | 12.5   | 14.4   | 16.2   | 14.8   | 12.8   |
| 消化管外科        | 33.6   | 30.4   | 40.7   | 30.2   | 31.9   | 37.7   | 31.7   | 35.8   | 35.4   | 36.1   | 44.6   | 34.2   | 35.1   |
| 肝胆膵・移植外科     | 20.7   | 15.1   | 17.3   | 15.4   | 16.1   | 14.8   | 25.4   | 17.4   | 15.0   | 16.1   | 18.8   | 21.1   | 17.8   |
| 乳腺外科         | 10.1   | 7.1    | 14.4   | 9.8    | 11.1   | 10.9   | 8.5    | 7.3    | 9.3    | 6.7    | 8.9    | 7.6    | 9.3    |
| 甲状腺・内分泌外科    | 5.0    | 5.1    | 4.3    | 8.0    | 8.0    | 7.3    | 6.0    | 6.6    | 5.1    | 6.5    | 6.6    | 4.6    | 6.1    |
| 小児外科         | 3.7    | 3.4    | 4.7    | 4.8    | 5.9    | 5.9    | 5.5    | 5.3    | 7.1    | 4.3    | 7.5    | 7.9    | 5.5    |
| 心臓血管外科       | 19.8   | 17.8   | 16.4   | 12.0   | 13.1   | 19.9   | 19.9   | 22.4   | 21.5   | 19.1   | 20.8   | 17.5   | 18.3   |
| 脳神経外科        | 15.3   | 19.7   | 19.6   | 13.6   | 17.3   | 21.3   | 16.6   | 14.5   | 18.4   | 22.5   | 20.9   | 23.6   | 18.6   |
| 整形外科         | 56.7   | 45.5   | 53.3   | 61.2   | 52.4   | 57.5   | 50.2   | 54.8   | 56.1   | 46.5   | 59.5   | 58.9   | 54.3   |
| 形成外科         | 4.4    | 5.5    | 6.0    | 6.3    | 8.4    | 8.7    | 7.9    | 7.8    | 7.0    | 7.2    | 6.5    | 10.9   | 7.2    |
| 産科           | 22.6   | 23.1   | 20.0   | 29.0   | 31.4   | 25.6   | 25.9   | 22.4   | 20.3   | 26.3   | 28.0   | 25.5   | 25.0   |
| 婦人科          | 30.0   | 31.1   | 32.9   | 30.5   | 26.2   | 31.4   | 32.1   | 33.8   | 32.5   | 26.8   | 34.4   | 33.8   | 31.3   |
| 小児科          | 40.3   | 41.7   | 42.7   | 41.4   | 39.0   | 41.7   | 45.4   | 46.8   | 45.9   | 45.4   | 41.6   | 45.0   | 43.1   |
| 小児腫瘍内科       | 18.7   | 17.5   | 20.7   | 21.4   | 21.8   | 25.3   | 26.9   | 26.3   | 21.2   | 21.2   | 23.1   | 19.9   | 22.0   |
| 眼科           | 22.2   | 23.5   | 27.8   | 27.1   | 22.9   | 25.3   | 25.3   | 26.8   | 25.8   | 24.6   | 32.1   | 31.6   | 26.2   |
| 皮膚科          | 15.6   | 11.5   | 16.4   | 13.3   | 16.3   | 15.6   | 17.2   | 12.7   | 15.8   | 13.2   | 15.5   | 16.8   | 15.0   |
| 泌尿器科・副腎内分泌外科 | 26.1   | 24.2   | 31.4   | 25.7   | 26.0   | 29.2   | 26.1   | 28.3   | 27.8   | 23.0   | 28.3   | 28.2   | 27.0   |
| 耳鼻咽喉科・頭頸部外科  | 19.6   | 23.7   | 21.6   | 23.7   | 22.8   | 21.9   | 20.7   | 23.6   | 20.9   | 22.5   | 24.3   | 19.4   | 22.0   |
| 心身医療科        | 24.2   | 26.5   | 26.8   | 27.8   | 27.6   | 29.8   | 28.4   | 27.0   | 28.2   | 23.3   | 22.6   | 25.9   | 26.5   |
| 放射線科         | 0.3    | 0.3    | 0.0    | 0.2    | 0.1    | 0.1    | 0.0    | 0.2    | 0.2    | 0.0    | 0.0    | 0.1    | 0.1    |
| 放射線治療科       | 1.1    | 0.5    | 2.5    | 1.6    | 0.9    | 0.1    | 0.6    | 2.1    | 1.3    | 0.9    | 0.0    | 0.0    | 1.0    |
| 核医学科         | 1.6    | 1.2    | 1.6    | 1.6    | 2.1    | 2.0    | 1.7    | 3.3    | 2.6    | 2.3    | 3.0    | 2.6    | 2.1    |
| 麻酔・疼痛緩和科     | 1.0    | 1.3    | 1.1    | 1.0    | 1.0    | 1.0    | 1.0    | 1.0    | 1.0    | 1.0    | 1.0    | 1.0    | 1.0    |
| 歯科口腔外科       | 5.6    | 6.9    | 5.9    | 7.3    | 4.4    | 5.7    | 4.9    | 3.7    | 6.8    | 8.0    | 8.9    | 5.5    | 6.1    |
| 救急科          | 10.7   | 10.4   | 14.2   | 15.8   | 9.8    | 9.4    | 10.1   | 15.7   | 13.8   | 14.6   | 14.1   | 12.8   | 12.6   |
| (結核)         | (6.2)  | (6.4)  | (2.9)  | (3.5)  | (5.7)  | (6.)   | (5.9)  | (6.7)  | (7.3)  | (5.3)  | (4.6)  | (6.1)  | (5.6)  |
| (ICU)        | (6.6)  | (6.5)  | (7.1)  | (6.)   | (5.5)  | (5.5)  | (6.5)  | (6.9)  | (6.4)  | (7.)   | (6.6)  | (6.8)  | (6.5)  |
| (NICU)       | (20.9) | (19.5) | (18.1) | (20.3) | (19.2) | (18.4) | (21.5) | (22.7) | (20.6) | (20.7) | (19.6) | (21.5) | (20.3) |
| (MFICU)      | (4.4)  | (4.3)  | (3.1)  | (4.1)  | (4.3)  | (4.3)  | (4.2)  | (3.2)  | (4.7)  | (4.5)  | (4.2)  | (4.3)  | (4.1)  |
| (救命救急センター)   | (15.1) | (15.)  | (17.1) | (17.3) | (14.)  | (13.3) | (15.4) | (17.7) | (15.9) | (16.5) | (15.6) | (16.4) | (15.8) |
| 合計           | 601.7  | 582.8  | 627.5  | 602.5  | 594.8  | 629.0  | 628.0  | 637.8  | 625.1  | 589.0  | 677.6  | 664.1  | 621.2  |

※ 結核・ICU・NICU(GCU含む)・MFICU・救命救急センターは再掲。

第6表 診療科別外来患者数

| 診療科          | 延患者数<br>人 | 1日平均<br>患者数<br>人 | 新患者数<br>人 | 1日平均<br>新患者数<br>人 | 新患割合<br>% | 1か月平均<br>患者数<br>人 | 平均通院日数<br>日 |
|--------------|-----------|------------------|-----------|-------------------|-----------|-------------------|-------------|
| 循環器内科        | 19,370    | 79.4             | 738       | 3.0               | 3.8       | 1,614             | 26.2        |
| 血液内科         | 7,766     | 31.8             | 193       | 0.8               | 2.5       | 647               | 40.2        |
| 消化器内科        | 23,204    | 95.1             | 772       | 3.2               | 3.3       | 1,934             | 30.1        |
| リウマチ・膠原病内科   | 8,933     | 36.6             | 198       | 0.8               | 2.2       | 744               | 45.1        |
| 腎臓・高血圧内科     | 10,055    | 41.2             | 215       | 0.9               | 2.1       | 838               | 46.8        |
| 糖尿病・内分泌代謝内科  | 11,567    | 47.4             | 102       | 0.4               | 0.9       | 964               | 113.4       |
| 神経内科         | 7,594     | 31.1             | 272       | 1.1               | 3.6       | 633               | 27.9        |
| 呼吸器内科        | 14,471    | 59.3             | 481       | 2.0               | 3.3       | 1,206             | 30.1        |
| 腫瘍内科         | 862       | 3.5              | 1         | 0.0               | 0.1       | 72                | 862.0       |
| 漢方内科         | 1,111     | 4.6              | 12        | 0.0               | 1.1       | 93                | 92.6        |
| 総合内科         | 528       | 2.2              | 95        | 0.4               | 18.0      | 44                | 5.6         |
| 呼吸器外科        | 4,481     | 18.4             | 87        | 0.4               | 1.9       | 373               | 51.5        |
| 消化管外科        | 8,591     | 35.2             | 223       | 0.9               | 2.6       | 716               | 38.5        |
| 肝胆膵・移植外科     | 4,424     | 18.1             | 92        | 0.4               | 2.1       | 369               | 48.1        |
| 乳腺外科         | 10,844    | 44.4             | 206       | 0.8               | 1.9       | 904               | 52.6        |
| 小児外科         | 2,039     | 8.4              | 144       | 0.6               | 7.1       | 170               | 14.2        |
| 甲状腺・内分泌内科    | 3,687     | 15.1             | 119       | 0.5               | 3.2       | 307               | 31.0        |
| 甲状腺・内分泌外科    | 6,387     | 26.2             | 233       | 1.0               | 3.6       | 532               | 27.4        |
| 心臓血管外科       | 4,952     | 20.3             | 147       | 0.6               | 3.0       | 413               | 33.7        |
| 脳神経外科        | 4,619     | 18.9             | 203       | 0.8               | 4.4       | 385               | 22.8        |
| 整形外科         | 27,957    | 114.6            | 1,526     | 6.3               | 5.5       | 2,330             | 18.3        |
| 形成外科         | 3,312     | 13.6             | 224       | 0.9               | 6.8       | 276               | 14.8        |
| 産科婦人科        | 27,408    | 112.3            | 1,256     | 5.1               | 4.6       | 2,284             | 21.8        |
| 小児科          | 10,266    | 42.1             | 800       | 3.3               | 7.8       | 856               | 12.8        |
| 小児腫瘍内科       | 2,067     | 8.5              | 60        | 0.2               | 2.9       | 172               | 34.5        |
| 眼科           | 33,755    | 138.3            | 1,923     | 7.9               | 5.7       | 2,813             | 17.6        |
| 皮膚科          | 16,360    | 67.0             | 638       | 2.6               | 3.9       | 1,363             | 25.6        |
| 泌尿器科・副腎内分泌外科 | 15,706    | 64.4             | 602       | 2.5               | 3.8       | 1,309             | 26.1        |
| 耳鼻咽喉科・頭頸部外科  | 12,024    | 49.3             | 1,023     | 4.2               | 8.5       | 1,002             | 11.8        |
| 心身医療科        | 18,678    | 76.5             | 211       | 0.9               | 1.1       | 1,557             | 88.5        |
| 放射線科         | 101       | 0.4              | 8         | 0.0               | 7.9       | 8                 | 12.6        |
| 放射線治療科       | 11,223    | 46.0             | 94        | 0.4               | 0.8       | 935               | 119.4       |
| 核医学科         | 1,060     | 4.3              | 425       | 1.7               | 40.1      | 88                | 2.5         |
| 麻酔・疼痛緩和科     | 7,469     | 30.6             | 47        | 0.2               | 0.6       | 622               | 158.9       |
| 歯科口腔外科       | 8,091     | 33.2             | 1,509     | 6.2               | 18.7      | 674               | 5.4         |
| 救急科          | 2,678     | 11.0             | 1,836     | 7.5               | 68.6      | 223               | 1.5         |
| リハビリテーション科   | 3,280     | 13.4             | 0         | 0.0               | 0.0       | 273               | -           |
| 放射線健康相談      | 722       | 3.0              | 7         | 0.0               | 1.0       | 60                | 103.1       |
| 合計           | 357,642   | 1,465.7          | 16,722    | 68.5              | 4.7       | 29,804            | 21.4        |

第7表 診療科・月別外来患者延数

単位：人

| 科            | 4      | 5      | 6      | 7      | 8      | 9      | 10     | 11     | 12     | 1      | 2      | 3      | 計       |
|--------------|--------|--------|--------|--------|--------|--------|--------|--------|--------|--------|--------|--------|---------|
| 循環器内科        | 1,735  | 1,825  | 1,646  | 1,645  | 1,541  | 1,422  | 1,790  | 1,574  | 1,601  | 1,521  | 1,488  | 1,582  | 19,370  |
| 血液内科         | 642    | 641    | 670    | 681    | 677    | 630    | 651    | 686    | 628    | 659    | 572    | 629    | 7,766   |
| 消化器内科        | 1,964  | 1,880  | 1,867  | 1,923  | 1,895  | 1,734  | 2,226  | 2,097  | 1,930  | 1,764  | 1,734  | 2,190  | 23,204  |
| リウマチ・膠原病内科   | 673    | 795    | 717    | 752    | 706    | 707    | 789    | 785    | 732    | 802    | 693    | 782    | 8,933   |
| 腎臓・高血圧内科     | 832    | 892    | 864    | 888    | 863    | 762    | 885    | 864    | 819    | 837    | 750    | 799    | 10,055  |
| 糖尿病・内分泌代謝内科  | 980    | 942    | 985    | 963    | 1,048  | 858    | 1,027  | 975    | 973    | 1,006  | 846    | 964    | 11,567  |
| 神経内科         | 620    | 642    | 650    | 639    | 651    | 576    | 706    | 639    | 602    | 599    | 612    | 658    | 7,594   |
| 呼吸器内科        | 1,136  | 1,193  | 1,212  | 1,211  | 1,096  | 1,124  | 1,314  | 1,205  | 1,275  | 1,167  | 1,137  | 1,401  | 14,471  |
| 腫瘍内科         | 77     | 89     | 78     | 88     | 76     | 71     | 75     | 68     | 66     | 65     | 53     | 56     | 862     |
| 漢方内科         | 90     | 100    | 92     | 88     | 95     | 75     | 97     | 91     | 97     | 98     | 84     | 104    | 1,111   |
| 総合内科         | 39     | 46     | 39     | 30     | 74     | 33     | 42     | 39     | 39     | 43     | 48     | 56     | 528     |
| 呼吸器外科        | 408    | 343    | 374    | 376    | 338    | 361    | 444    | 378    | 396    | 390    | 304    | 369    | 4,481   |
| 消化管外科        | 685    | 728    | 662    | 705    | 771    | 670    | 788    | 773    | 670    | 705    | 677    | 757    | 8,591   |
| 肝胆膵・移植外科     | 369    | 362    | 375    | 382    | 445    | 358    | 395    | 372    | 358    | 328    | 321    | 359    | 4,424   |
| 乳腺外科         | 838    | 901    | 845    | 872    | 903    | 833    | 1,038  | 996    | 945    | 834    | 880    | 959    | 10,844  |
| 小児外科         | 170    | 140    | 141    | 182    | 204    | 137    | 171    | 173    | 210    | 151    | 156    | 204    | 2,039   |
| 甲状腺・内分泌内科    | 303    | 279    | 333    | 322    | 346    | 289    | 338    | 293    | 315    | 269    | 272    | 328    | 3,687   |
| 甲状腺・内分泌外科    | 520    | 494    | 488    | 546    | 504    | 575    | 571    | 560    | 554    | 454    | 504    | 617    | 6,387   |
| 心臓血管外科       | 400    | 406    | 375    | 406    | 449    | 383    | 437    | 445    | 394    | 437    | 369    | 451    | 4,952   |
| 脳神経外科        | 426    | 396    | 372    | 404    | 413    | 350    | 433    | 416    | 364    | 305    | 310    | 430    | 4,619   |
| 整形外科         | 2,456  | 2,302  | 2,587  | 2,355  | 2,555  | 2,081  | 2,633  | 2,316  | 2,193  | 2,016  | 1,973  | 2,490  | 27,957  |
| 形成外科         | 244    | 254    | 248    | 291    | 322    | 271    | 329    | 269    | 300    | 243    | 212    | 329    | 3,312   |
| 産科婦人科        | 2,184  | 2,358  | 2,447  | 2,397  | 2,200  | 2,127  | 2,523  | 2,338  | 2,146  | 2,141  | 2,075  | 2,472  | 27,408  |
| 小児科          | 794    | 810    | 793    | 921    | 1,028  | 744    | 859    | 834    | 860    | 831    | 772    | 1,020  | 10,266  |
| 小児腫瘍内科       | 166    | 159    | 155    | 215    | 279    | 157    | 184    | 142    | 173    | 132    | 150    | 155    | 2,067   |
| 眼科           | 2,836  | 2,987  | 2,849  | 2,972  | 2,877  | 2,678  | 2,955  | 2,901  | 2,616  | 2,597  | 2,533  | 2,954  | 33,755  |
| 皮膚科          | 1,353  | 1,382  | 1,337  | 1,451  | 1,458  | 1,277  | 1,465  | 1,413  | 1,370  | 1,338  | 1,192  | 1,324  | 16,360  |
| 泌尿器科・副腎内分泌外科 | 1,240  | 1,290  | 1,300  | 1,345  | 1,394  | 1,201  | 1,407  | 1,255  | 1,327  | 1,268  | 1,241  | 1,438  | 15,706  |
| 耳鼻咽喉科・頭頸部外科  | 985    | 957    | 959    | 1,027  | 1,007  | 951    | 1,126  | 983    | 1,052  | 970    | 954    | 1,053  | 12,024  |
| 心身医療科        | 1,501  | 1,610  | 1,400  | 1,596  | 1,615  | 1,416  | 1,617  | 1,657  | 1,569  | 1,521  | 1,510  | 1,666  | 18,678  |
| 放射線科         | 9      | 8      | 11     | 6      | 8      | 11     | 12     | 8      | 12     | 6      | 6      | 4      | 101     |
| 放射線治療科       | 987    | 926    | 1,020  | 966    | 960    | 776    | 864    | 868    | 1,068  | 881    | 935    | 972    | 11,223  |
| 核医学科         | 88     | 83     | 95     | 106    | 97     | 82     | 117    | 84     | 77     | 72     | 82     | 77     | 1,060   |
| 麻酔・疼痛緩和科     | 620    | 614    | 612    | 621    | 610    | 559    | 645    | 697    | 631    | 618    | 595    | 647    | 7,469   |
| 歯科口腔外科       | 647    | 686    | 658    | 772    | 772    | 574    | 695    | 659    | 649    | 627    | 623    | 729    | 8,091   |
| 救急科          | 200    | 232    | 194    | 282    | 249    | 213    | 213    | 203    | 239    | 254    | 181    | 218    | 2,678   |
| リハビリテーション科   | 191    | 325    | 332    | 268    | 258    | 260    | 304    | 295    | 242    | 237    | 290    | 278    | 3,280   |
| 放射線健康相談      | 64     | 48     | 70     | 37     | 87     | 63     | 54     | 56     | 72     | 49     | 54     | 68     | 722     |
| 合計           | 29,472 | 30,125 | 29,852 | 30,731 | 30,871 | 27,389 | 32,219 | 30,407 | 29,564 | 28,235 | 27,188 | 31,589 | 357,642 |

第8表 診療科・月別1日平均外来患者数

単位：人

| 診療科          | 4     | 5     | 6     | 7     | 8     | 9     | 10    | 11    | 12    | 1     | 2     | 3     | 平均    |
|--------------|-------|-------|-------|-------|-------|-------|-------|-------|-------|-------|-------|-------|-------|
| 循環器内科        | 87    | 87    | 78    | 78    | 67    | 79    | 81    | 75    | 84    | 80    | 78    | 79    | 79    |
| 血液内科         | 32    | 31    | 32    | 32    | 29    | 35    | 30    | 33    | 33    | 35    | 30    | 31    | 32    |
| 消化器内科        | 98    | 90    | 89    | 92    | 82    | 96    | 101   | 100   | 102   | 93    | 91    | 110   | 95    |
| リウマチ・膠原病内科   | 34    | 38    | 34    | 36    | 31    | 39    | 36    | 37    | 39    | 42    | 36    | 39    | 37    |
| 腎臓・高血圧内科     | 42    | 42    | 41    | 42    | 38    | 42    | 40    | 41    | 43    | 44    | 39    | 40    | 41    |
| 糖尿病・内分泌代謝内科  | 49    | 45    | 47    | 46    | 46    | 48    | 47    | 46    | 51    | 53    | 45    | 48    | 47    |
| 神経内科         | 31    | 31    | 31    | 30    | 28    | 32    | 32    | 30    | 32    | 32    | 32    | 33    | 31    |
| 呼吸器内科        | 57    | 57    | 58    | 58    | 48    | 62    | 60    | 57    | 67    | 61    | 60    | 70    | 59    |
| 腫瘍内科         | 4     | 4     | 4     | 4     | 3     | 4     | 3     | 3     | 3     | 3     | 3     | 3     | 4     |
| 漢方内科         | 5     | 5     | 4     | 4     | 4     | 4     | 4     | 4     | 5     | 5     | 4     | 5     | 5     |
| 総合内科         | 2     | 2     | 2     | 1     | 3     | 2     | 2     | 2     | 2     | 2     | 3     | 3     | 2     |
| 呼吸器外科        | 20    | 16    | 18    | 18    | 15    | 20    | 20    | 18    | 21    | 21    | 16    | 18    | 18    |
| 消化管外科        | 34    | 35    | 32    | 34    | 34    | 37    | 36    | 37    | 35    | 37    | 36    | 38    | 35    |
| 肝胆膵・移植外科     | 18    | 17    | 18    | 18    | 19    | 20    | 18    | 18    | 19    | 17    | 17    | 18    | 18    |
| 乳腺外科         | 42    | 43    | 40    | 42    | 39    | 46    | 47    | 47    | 50    | 44    | 46    | 48    | 44    |
| 小児外科         | 9     | 7     | 7     | 9     | 9     | 8     | 8     | 8     | 11    | 8     | 8     | 10    | 8     |
| 甲状腺・内分泌内科    | 15    | 13    | 16    | 15    | 15    | 16    | 15    | 14    | 17    | 14    | 14    | 16    | 15    |
| 甲状腺・内分泌外科    | 26    | 24    | 23    | 26    | 22    | 32    | 26    | 27    | 29    | 24    | 27    | 31    | 26    |
| 心臓血管外科       | 20    | 19    | 18    | 19    | 20    | 21    | 20    | 21    | 21    | 23    | 19    | 23    | 20    |
| 脳神経外科        | 21    | 19    | 18    | 19    | 18    | 19    | 20    | 20    | 19    | 16    | 16    | 22    | 19    |
| 整形外科         | 123   | 110   | 123   | 112   | 111   | 116   | 120   | 110   | 115   | 106   | 104   | 125   | 115   |
| 形成外科         | 12    | 12    | 12    | 14    | 14    | 15    | 15    | 13    | 16    | 13    | 11    | 16    | 14    |
| 産科婦人科        | 109   | 112   | 117   | 114   | 96    | 118   | 115   | 111   | 113   | 113   | 109   | 124   | 112   |
| 小児科          | 40    | 39    | 38    | 44    | 45    | 41    | 39    | 40    | 45    | 44    | 41    | 51    | 42    |
| 小児腫瘍内科       | 8     | 8     | 7     | 10    | 12    | 9     | 8     | 7     | 9     | 7     | 8     | 8     | 8     |
| 眼科           | 142   | 142   | 136   | 142   | 125   | 149   | 134   | 138   | 138   | 137   | 133   | 148   | 138   |
| 皮膚科          | 68    | 66    | 64    | 69    | 63    | 71    | 67    | 67    | 72    | 70    | 63    | 66    | 67    |
| 泌尿器科・副腎内分泌外科 | 62    | 61    | 62    | 64    | 61    | 67    | 64    | 60    | 70    | 67    | 65    | 72    | 64    |
| 耳鼻咽喉科・頭頸部外科  | 49    | 46    | 46    | 49    | 44    | 53    | 51    | 47    | 55    | 51    | 50    | 53    | 49    |
| 心身医療科        | 75    | 77    | 67    | 76    | 70    | 79    | 74    | 79    | 83    | 80    | 79    | 83    | 77    |
| 放射線科         | 0     | 0     | 1     | 0     | 0     | 1     | 1     | 0     | 1     | 0     | 0     | 0     | 0     |
| 放射線治療科       | 49    | 44    | 49    | 46    | 42    | 43    | 39    | 41    | 56    | 46    | 49    | 49    | 46    |
| 核医学科         | 4     | 4     | 5     | 5     | 4     | 5     | 5     | 4     | 4     | 4     | 4     | 4     | 4     |
| 麻酔・疼痛緩和科     | 31    | 29    | 29    | 30    | 27    | 31    | 29    | 33    | 33    | 33    | 31    | 32    | 31    |
| 歯科口腔外科       | 32    | 33    | 31    | 37    | 34    | 32    | 32    | 31    | 34    | 33    | 33    | 36    | 33    |
| 救急科          | 10    | 11    | 9     | 13    | 11    | 12    | 10    | 10    | 13    | 13    | 10    | 11    | 11    |
| リハビリテーション科   | 10    | 15    | 16    | 13    | 11    | 14    | 14    | 14    | 13    | 12    | 15    | 14    | 13    |
| 放射線健康相談      | 3     | 2     | 3     | 2     | 4     | 4     | 2     | 3     | 4     | 3     | 3     | 3     | 3     |
| 合計           | 1,474 | 1,435 | 1,422 | 1,463 | 1,342 | 1,522 | 1,465 | 1,448 | 1,556 | 1,486 | 1,431 | 1,579 | 1,466 |



第9表 診療科・月別外来新患者数

単位：人

| 診療科          | 4     | 5     | 6     | 7     | 8     | 9     | 10    | 11    | 12    | 1     | 2     | 3     | 計      |
|--------------|-------|-------|-------|-------|-------|-------|-------|-------|-------|-------|-------|-------|--------|
| 循環器内科        | 51    | 56    | 59    | 57    | 79    | 62    | 57    | 53    | 57    | 65    | 55    | 87    | 738    |
| 血液内科         | 17    | 19    | 12    | 14    | 10    | 14    | 15    | 10    | 21    | 20    | 16    | 25    | 193    |
| 消化器内科        | 70    | 58    | 56    | 59    | 72    | 69    | 67    | 76    | 66    | 65    | 56    | 58    | 772    |
| リウマチ・膠原病内科   | 12    | 17    | 13    | 11    | 15    | 16    | 19    | 15    | 17    | 21    | 22    | 20    | 198    |
| 腎臓・高血圧内科     | 21    | 21    | 22    | 20    | 14    | 19    | 17    | 22    | 14    | 13    | 15    | 17    | 215    |
| 糖尿病・内分泌代謝内科  | 15    | 9     | 5     | 6     | 7     | 10    | 13    | 9     | 4     | 5     | 8     | 11    | 102    |
| 神経内科         | 22    | 29    | 21    | 17    | 22    | 20    | 24    | 21    | 26    | 21    | 24    | 25    | 272    |
| 呼吸器内科        | 37    | 41    | 35    | 44    | 34    | 45    | 42    | 53    | 47    | 30    | 29    | 44    | 481    |
| 腫瘍内科         | 0     | 0     | 0     | 0     | 0     | 1     | 0     | 0     | 0     | 0     | 0     | 0     | 1      |
| 漢方内科         | 1     | 0     | 2     | 2     | 1     | 0     | 1     | 2     | 1     | 1     | 0     | 1     | 12     |
| 総合内科         | 7     | 8     | 6     | 7     | 13    | 4     | 8     | 4     | 10    | 8     | 10    | 10    | 95     |
| 呼吸器外科        | 7     | 7     | 13    | 7     | 9     | 9     | 7     | 11    | 4     | 5     | 4     | 4     | 87     |
| 消化管外科        | 14    | 25    | 13    | 16    | 17    | 14    | 24    | 24    | 21    | 15    | 10    | 30    | 223    |
| 肝胆膵・移植外科     | 11    | 6     | 12    | 5     | 10    | 7     | 8     | 8     | 8     | 3     | 5     | 9     | 92     |
| 乳腺外科         | 16    | 10    | 14    | 18    | 14    | 19    | 16    | 24    | 15    | 23    | 24    | 13    | 206    |
| 小児外科         | 8     | 13    | 11    | 17    | 12    | 10    | 10    | 12    | 17    | 13    | 13    | 8     | 144    |
| 甲状腺・内分泌内科    | 14    | 9     | 7     | 10    | 15    | 8     | 13    | 11    | 2     | 9     | 7     | 14    | 119    |
| 甲状腺・内分泌外科    | 17    | 14    | 16    | 21    | 20    | 19    | 25    | 22    | 17    | 18    | 20    | 24    | 233    |
| 心臓血管外科       | 17    | 11    | 14    | 13    | 11    | 10    | 9     | 13    | 14    | 13    | 8     | 14    | 147    |
| 神経外科         | 12    | 26    | 18    | 13    | 21    | 14    | 20    | 16    | 14    | 13    | 17    | 19    | 203    |
| 整形外科         | 145   | 126   | 147   | 148   | 175   | 103   | 127   | 111   | 89    | 99    | 115   | 141   | 1,526  |
| 形成外科         | 24    | 21    | 10    | 15    | 16    | 13    | 25    | 15    | 21    | 18    | 20    | 26    | 224    |
| 産科婦人科        | 106   | 106   | 89    | 90    | 104   | 83    | 105   | 117   | 93    | 120   | 113   | 130   | 1,256  |
| 小児科          | 73    | 77    | 56    | 98    | 66    | 60    | 60    | 59    | 46    | 88    | 42    | 75    | 800    |
| 小児腫瘍内科       | 5     | 5     | 2     | 7     | 6     | 8     | 5     | 2     | 6     | 6     | 3     | 5     | 60     |
| 眼科           | 164   | 195   | 162   | 155   | 163   | 130   | 156   | 165   | 156   | 149   | 160   | 168   | 1,923  |
| 皮膚科          | 51    | 51    | 47    | 70    | 62    | 48    | 66    | 50    | 43    | 49    | 48    | 53    | 638    |
| 泌尿器科・副腎内分泌外科 | 40    | 35    | 49    | 46    | 45    | 44    | 69    | 44    | 47    | 52    | 65    | 66    | 602    |
| 耳鼻咽喉科・頭頸部外科  | 85    | 87    | 75    | 90    | 90    | 79    | 90    | 90    | 81    | 91    | 75    | 90    | 1,023  |
| 心身医療科        | 22    | 24    | 17    | 20    | 16    | 22    | 15    | 20    | 16    | 16    | 16    | 7     | 211    |
| 放射線科         | 1     | 0     | 0     | 2     | 1     | 1     | 0     | 1     | 1     | 0     | 1     | 0     | 8      |
| 放射線治療科       | 10    | 12    | 6     | 8     | 8     | 6     | 9     | 4     | 7     | 6     | 10    | 8     | 94     |
| 核医学科         | 23    | 33    | 39    | 46    | 41    | 35    | 46    | 37    | 28    | 24    | 39    | 34    | 425    |
| 麻酔・疼痛緩和科     | 8     | 3     | 2     | 2     | 7     | 2     | 7     | 5     | 2     | 3     | 1     | 5     | 47     |
| 歯科口腔外科       | 118   | 150   | 125   | 139   | 133   | 101   | 148   | 125   | 107   | 117   | 114   | 132   | 1,509  |
| 救急科          | 136   | 161   | 132   | 187   | 177   | 141   | 144   | 148   | 164   | 181   | 123   | 142   | 1,836  |
| リハビリテーション科   | 0     | 0     | 0     | 0     | 0     | 0     | 0     | 0     | 0     | 0     | 0     | 0     | 0      |
| 放射線健康相談      | 0     | 0     | 1     | 0     | 1     | 1     | 3     | 0     | 0     | 0     | 1     | 0     | 7      |
| 合計           | 1,380 | 1,465 | 1,308 | 1,480 | 1,507 | 1,247 | 1,470 | 1,399 | 1,282 | 1,380 | 1,289 | 1,515 | 16,722 |

第10表 診療科別医師1人1日平均取扱患者数及び1か月平均診療稼働額

| 診療科          | 医師数<br>人 | 1日平均患者数 |         | 1か月平均<br>診療稼働額<br>千円 | 1人1日平均取扱患者数 |         | 1人1か月<br>平均診療<br>稼働額<br>千円 |
|--------------|----------|---------|---------|----------------------|-------------|---------|----------------------------|
|              |          | 入院<br>人 | 外来<br>人 |                      | 入院<br>人     | 外来<br>人 |                            |
| 循環器内科        | 23       | 34      | 79      | 183,310              | 1.50        | 3.51    | 8,104                      |
| 血液内科         | 7        | 31      | 32      | 135,007              | 4.44        | 4.55    | 19,287                     |
| 消化器内科        | 18       | 33      | 95      | 110,405              | 1.85        | 5.29    | 6,142                      |
| リウマチ・膠原病内科   | 7        | 10      | 37      | 30,124               | 1.43        | 5.40    | 4,447                      |
| 腎臓・高血圧内科     | 10       | 11      | 41      | 36,880               | 1.18        | 4.34    | 3,882                      |
| 糖尿病・内分泌代謝内科  | 11       | 8       | 47      | 24,047               | 0.68        | 4.16    | 2,109                      |
| 神経内科         | 15       | 16      | 31      | 29,716               | 1.04        | 2.02    | 1,932                      |
| 呼吸器内科        | 17       | 30      | 59      | 88,862               | 1.77        | 3.47    | 5,205                      |
| 腫瘍内科         | 5        | 0       | 4       | 5,707                | 0.01        | 0.78    | 1,255                      |
| 漢方内科         | 0        | 0       | 5       | 154                  | 0.00        | 91.04   | 3,072                      |
| 総合内科         | 5        | 2       | 2       | 3,699                | 0.42        | 0.43    | 740                        |
| 呼吸器外科        | 10       | 13      | 18      | 58,844               | 1.35        | 1.93    | 6,179                      |
| 消化管外科        | 17       | 35      | 35      | 104,370              | 2.08        | 2.09    | 6,186                      |
| 肝胆膵・移植外科     | 10       | 18      | 18      | 49,393               | 1.82        | 1.86    | 5,053                      |
| 乳腺外科         | 6        | 9       | 44      | 61,195               | 1.63        | 7.80    | 10,739                     |
| 小児外科         | 4        | 6       | 8       | 18,420               | 1.53        | 2.10    | 4,635                      |
| 甲状腺・内分泌内科    | 0        | 0       | 15      | 3,666                | -           | -       | -                          |
| 甲状腺・内分泌外科    | 7        | 5       | 26      | 22,327               | 0.78        | 3.73    | 3,179                      |
| 心臓血管外科       | 11       | 18      | 20      | 115,844              | 1.67        | 1.85    | 10,531                     |
| 脳神経外科        | 13       | 19      | 19      | 66,925               | 1.47        | 1.50    | 5,293                      |
| 整形外科         | 21       | 54      | 115     | 151,774              | 2.61        | 5.50    | 7,288                      |
| 形成外科         | 8        | 7       | 14      | 16,185               | 0.89        | 1.67    | 1,987                      |
| 産科           | 17       | 56      | 112     | 148,694              | 3.39        | 6.77    | 8,960                      |
| 婦人科          |          |         |         |                      |             |         |                            |
| 小児科          | 29       | 43      | 42      | 125,865              | 1.49        | 1.46    | 4,353                      |
| 小児腫瘍内科       | 5        | 22      | 8       | 68,744               | 4.39        | 1.69    | 13,749                     |
| 眼科           | 19       | 26      | 138     | 171,090              | 1.37        | 7.24    | 8,949                      |
| 皮膚科          | 14       | 15      | 67      | 47,271               | 1.05        | 4.72    | 3,330                      |
| 泌尿器科・副腎内分泌外科 | 11       | 27      | 64      | 79,747               | 2.52        | 6.02    | 7,453                      |
| 耳鼻咽喉科・頭頸部外科  | 15       | 22      | 49      | 63,007               | 1.48        | 3.31    | 4,237                      |
| 心身医療科        | 13       | 27      | 77      | 32,641               | 2.00        | 5.78    | 2,464                      |
| 放射線科         | 11       | 0       | 0       | 255                  | 0.01        | 0.04    | 24                         |
| 放射線治療科       | 6        | 1       | 46      | 22,831               | 0.17        | 7.97    | 3,954                      |
| 核医学科         | 2        | 2       | 4       | 12,355               | 1.20        | 2.45    | 6,964                      |
| 麻酔・疼痛緩和科     | 19       | 1       | 31      | 2,197                | 0.05        | 1.58    | 113                        |
| 歯科口腔外科       | 9        | 6       | 33      | 14,173               | 0.67        | 3.62    | 1,547                      |
| 救急科          | 8        | 13      | 11      | 61,350               | 1.49        | 1.30    | 7,260                      |
| リハビリテーション科   | 3        | 0       | 13      | 678                  | 0.00        | 4.48    | 226                        |
| 放射線健康相談      | -        | -       | 3       | 531                  | -           | -       | -                          |
| 計            | 404      | 621     | 1,466   | 2,168,278            | 1.54        | 3.63    | 5,372                      |

※ 医師数は、平成30年9月1日常勤換算数とした。

第11表 病棟別看護職員1人1日平均受持患者数

| 病棟      |                     |         |        |       | 看護職員数 | 年間延患者数 | 1日平均患者数 | 1人1日平均受持患者数 |
|---------|---------------------|---------|--------|-------|-------|--------|---------|-------------|
| きぼう棟    | 2階北病棟               | 16      | 2,193  | 6.0   | 0.4   |        |         |             |
|         | I C U               | 40      | 2,355  | 6.5   | 0.2   |        |         |             |
|         | 5階東病棟               | 26      | 13,511 | 37.0  | 1.4   |        |         |             |
|         | 5階西病棟               | 32      | 17,261 | 47.3  | 1.5   |        |         |             |
|         | 6階東病棟               | 24      | 14,747 | 40.4  | 1.7   |        |         |             |
|         | 6階西病棟               | 31      | 6,941  | 19.0  | 0.6   |        |         |             |
|         | 7階東病棟               | 36      | 14,426 | 39.5  | 1.1   |        |         |             |
|         | 8階東病棟               | 25      | 15,220 | 41.7  | 1.7   |        |         |             |
|         | 8階西病棟               | 37      | 16,972 | 46.5  | 1.3   |        |         |             |
|         | 9階東病棟               | 25      | 12,897 | 35.3  | 1.4   |        |         |             |
| 9階西病棟   | 34                  | 16,252  | 44.5   | 1.3   |       |        |         |             |
| 10階東病棟  | 34                  | 15,366  | 42.1   | 1.2   |       |        |         |             |
| みらい棟    | 救命救急センター            | 74      | 5,762  | 58.8  | 0.8   |        |         |             |
|         | 3階東病棟               | 44      | 8,172  | 83.4  | 1.9   |        |         |             |
|         | N I C U ・ M F I C U | 66      | 8,905  | 90.9  | 1.4   |        |         |             |
|         | 4階東病棟               | 25      | 14,738 | 150.4 | 6.0   |        |         |             |
|         | 4階西病棟               | 26      | 12,172 | 124.2 | 4.8   |        |         |             |
|         | 5階病棟                | 50      | 17,568 | 179.3 | 3.6   |        |         |             |
| P I C U | 26                  | 1,584   | 16.2   | 0.6   |       |        |         |             |
| 心身医療科病棟 | 17                  | 9,685   | 26.5   | 1.6   |       |        |         |             |
| 合計      | 688                 | 226,727 | 621.2  | 0.9   |       |        |         |             |

第12表 病棟・等級別病床数

| 病棟      | 特A        | 特B | 特C | 特MS | 特MA | 特MB | 普通  | 合計  | 病床利用率 |       | 病床回転数 |
|---------|-----------|----|----|-----|-----|-----|-----|-----|-------|-------|-------|
|         |           |    |    |     |     |     |     |     | 床     | 床     |       |
| きぼう棟    | 2階北病棟     |    |    |     |     |     | 16  | 16  |       | 37.6% | 6.3   |
|         | I C U     |    |    |     |     |     | 8   | 8   |       | 80.7% | 7.4   |
|         | 5階東病棟     | 1  |    | 6   |     |     | 35  | 42  |       | 88.1% | 28.8  |
|         | 5階西病棟     |    | 1  | 3   |     |     | 46  | 50  |       | 94.6% | 20.1  |
|         | 6階東病棟     |    | 1  | 6   |     |     | 43  | 50  |       | 80.8% | 46.9  |
|         | 6階西病棟     |    | 1  | 8   |     |     | 36  | 45  |       | 42.3% | 23.2  |
|         | 7階東病棟     | 1  | 1  | 4   |     |     | 43  | 49  |       | 80.7% | 17.8  |
|         | 8階東病棟     |    | 1  | 3   |     |     | 41  | 45  |       | 92.7% | 31.4  |
|         | 8階西病棟     |    | 1  | 5   |     |     | 44  | 50  |       | 93.0% | 31.9  |
|         | 9階東病棟     |    | 1  | 8   |     |     | 32  | 41  |       | 86.2% | 28.5  |
| 9階西病棟   |           | 1  | 3  |     |     | 46  | 50  |     | 89.1% | 22.1  |       |
| 10階東病棟  |           | 1  | 3  |     |     | 43  | 47  |     | 89.6% | 28.6  |       |
| みらい棟    | 救命救急      |    |    |     |     |     | 21  | 21  |       | 75.2% | 54.2  |
|         | 3階東病棟     |    |    |     |     | 4   | 10  | 17  | 31    | 72.2% | 34.3  |
|         | M F I C U |    |    |     |     |     | 6   | 6   |       | 68.9% | 15.2  |
|         | N I C U   |    |    |     |     |     | 27  | 27  |       | 75.1% | 6.0   |
|         | 4階東病棟     |    |    |     |     | 1   | 11  | 33  | 45    | 89.7% | 32.9  |
|         | 4階西病棟     |    |    |     |     | 1   | 6   | 40  | 47    | 71.0% | 19.9  |
| 5階病棟    |           |    |    | 1   | 4   | 7   | 39  | 51  | 94.4% | 28.1  |       |
| P I C U |           |    |    |     |     |     | 6   | 6   |       | 72.3% | 8.0   |
| 心身医療科病棟 |           |    |    |     |     |     | 49  | 49  |       | 54.2% | 10.8  |
| 合計      | 2         | 9  | 49 | 1   | 10  | 34  | 671 | 776 |       | 80.0% | 26.7  |

※平成31年3月1日現在の稼働病床数。

第13表 病棟・月別特別室利用延べ患者数

単位：人

| 病棟     |       | 月   | 等級  | 4   | 5     | 6     | 7     | 8     | 9     | 10    | 11    | 12    | 1     | 2     | 3      | 合計    |        |
|--------|-------|-----|-----|-----|-------|-------|-------|-------|-------|-------|-------|-------|-------|-------|--------|-------|--------|
| 5階東病棟  | 特A    |     |     | 24  | 22    | 16    | 32    | 27    | 17    | 18    | 19    | 3     | 25    | 26    | 19     | 248   |        |
|        | 特B    |     |     | 0   | 0     | 0     | 0     | 0     | 0     | 0     | 0     | 0     | 0     | 0     | 0      | 0     |        |
|        | 特C    |     |     | 155 | 171   | 179   | 187   | 165   | 170   | 163   | 164   | 166   | 171   | 161   | 169    | 2,021 |        |
| 5階西病棟  | 特A    |     |     | 0   | 0     | 0     | 0     | 0     | 0     | 0     | 0     | 0     | 0     | 0     | 0      | 0     |        |
|        | 特B    |     |     | 30  | 33    | 31    | 34    | 32    | 28    | 29    | 30    | 31    | 33    | 29    | 31     | 371   |        |
|        | 特C    |     |     | 94  | 98    | 91    | 95    | 91    | 91    | 92    | 93    | 90    | 91    | 85    | 95     | 1,106 |        |
| 6階東病棟  | 特A    |     |     | 0   | 0     | 0     | 0     | 0     | 0     | 0     | 0     | 0     | 0     | 0     | 0      | 0     |        |
|        | 特B    |     |     | 30  | 31    | 30    | 31    | 31    | 30    | 31    | 30    | 31    | 31    | 28    | 31     | 365   |        |
|        | 特C    |     |     | 151 | 160   | 185   | 156   | 160   | 179   | 185   | 187   | 172   | 157   | 172   | 178    | 2,042 |        |
| 6階西病棟  | 特A    |     |     | 0   | 0     | 0     | 0     | 0     | 0     | 0     | 0     | 0     | 0     | 0     | 0      | 0     |        |
|        | 特B    |     |     | 0   | 0     | 0     | 0     | 0     | 0     | 26    | 26    | 29    | 27    | 26    | 32     | 166   |        |
|        | 特C    |     |     | 0   | 0     | 0     | 0     | 0     | 0     | 212   | 197   | 216   | 220   | 201   | 228    | 1,274 |        |
| 7階東病棟  | 特A    |     |     | 11  | 18    | 26    | 19    | 20    | 14    | 4     | 3     | 4     | 9     | 12    | 19     | 159   |        |
|        | 特B    |     |     | 26  | 20    | 21    | 29    | 27    | 30    | 30    | 30    | 18    | 24    | 27    | 30     | 312   |        |
|        | 特C    |     |     | 86  | 106   | 110   | 102   | 95    | 118   | 118   | 96    | 112   | 93    | 109   | 120    | 1,265 |        |
| 8階東病棟  | 特A    |     |     | 0   | 0     | 0     | 0     | 0     | 0     | 0     | 0     | 0     | 0     | 0     | 0      | 0     |        |
|        | 特B    |     |     | 30  | 28    | 29    | 33    | 33    | 28    | 29    | 29    | 28    | 31    | 28    | 26     | 352   |        |
|        | 特C    |     |     | 93  | 98    | 95    | 98    | 98    | 93    | 100   | 93    | 97    | 89    | 89    | 92     | 1,135 |        |
| 8階西病棟  | 特A    |     |     | 0   | 0     | 0     | 0     | 0     | 0     | 0     | 0     | 0     | 0     | 0     | 0      | 0     |        |
|        | 特B    |     |     | 32  | 32    | 29    | 34    | 32    | 26    | 30    | 32    | 29    | 23    | 30    | 19     | 348   |        |
|        | 特C    |     |     | 155 | 164   | 161   | 159   | 160   | 161   | 155   | 153   | 162   | 159   | 150   | 146    | 1,885 |        |
| 9階東病棟  | 特A    |     |     | 0   | 0     | 0     | 0     | 0     | 0     | 0     | 0     | 0     | 0     | 0     | 0      | 0     |        |
|        | 特B    |     |     | 23  | 23    | 28    | 31    | 29    | 29    | 26    | 27    | 32    | 31    | 29    | 29     | 337   |        |
|        | 特C    |     |     | 202 | 217   | 219   | 216   | 211   | 228   | 248   | 217   | 233   | 228   | 221   | 239    | 2,679 |        |
| 9階西病棟  | 特A    |     |     | 0   | 0     | 0     | 0     | 0     | 0     | 0     | 0     | 0     | 0     | 0     | 0      | 0     |        |
|        | 特B    |     |     | 34  | 32    | 30    | 31    | 29    | 30    | 33    | 32    | 31    | 31    | 30    | 29     | 372   |        |
|        | 特C    |     |     | 90  | 95    | 90    | 95    | 91    | 96    | 89    | 86    | 95    | 85    | 76    | 91     | 1,079 |        |
| 10階東病棟 | 特A    |     |     | 0   | 0     | 0     | 0     | 0     | 0     | 0     | 0     | 0     | 0     | 0     | 0      | 0     |        |
|        | 特B    |     |     | 21  | 32    | 29    | 32    | 34    | 32    | 32    | 20    | 28    | 27    | 29    | 25     | 341   |        |
|        | 特C    |     |     | 79  | 79    | 96    | 86    | 96    | 96    | 90    | 95    | 91    | 88    | 90    | 98     | 1,084 |        |
| みらい棟   | 3階東病棟 | 特MS |     |     | 0     | 0     | 0     | 0     | 0     | 0     | 0     | 0     | 0     | 0     | 0      | 0     | 0      |
|        |       | 特MA |     |     | 31    | 51    | 74    | 93    | 112   | 81    | 72    | 57    | 59    | 66    | 92     | 78    | 866    |
|        | 4階東病棟 | 特MB |     |     | 217   | 182   | 193   | 256   | 284   | 210   | 246   | 227   | 185   | 251   | 232    | 231   | 2,714  |
|        |       | 特MS |     |     | 0     | 0     | 0     | 0     | 0     | 0     | 0     | 0     | 0     | 0     | 0      | 0     | 0      |
|        | 4階西病棟 | 特MA |     |     | 23    | 33    | 39    | 26    | 31    | 30    | 25    | 21    | 28    | 19    | 29     | 30    | 334    |
|        |       | 特MB |     |     | 317   | 330   | 343   | 296   | 329   | 306   | 301   | 297   | 342   | 284   | 316    | 318   | 3,779  |
|        | 5階東病棟 | 特MS |     |     | 0     | 0     | 0     | 0     | 0     | 0     | 0     | 0     | 0     | 0     | 0      | 0     | 0      |
|        |       | 特MA |     |     | 20    | 35    | 45    | 44    | 37    | 46    | -     | -     | -     | -     | -      | -     | 227    |
|        | 5階西病棟 | 特MB |     |     | 123   | 161   | 147   | 155   | 176   | 173   | -     | -     | -     | -     | -      | -     | 935    |
|        |       | 特MS |     |     | 0     | 2     | 0     | 0     | 6     | 3     | -     | -     | -     | -     | -      | -     | 11     |
|        | 5階病棟  | 特MA |     |     | 56    | 68    | 61    | 60    | 63    | 58    | -     | -     | -     | -     | -      | -     | 366    |
|        |       | 特MB |     |     | 31    | 32    | 31    | 31    | 33    | 32    | -     | -     | -     | -     | -      | -     | 190    |
|        | 合計    | 特MS |     |     | -     | -     | -     | -     | -     | -     | 1     | 0     | 0     | 0     | 0      | 15    | 16     |
|        |       | 特MA |     |     | -     | -     | -     | -     | -     | -     | 115   | 121   | 108   | 104   | 88     | 92    | 628    |
|        |       | 特MB |     |     | -     | -     | -     | -     | -     | -     | 214   | 208   | 214   | 211   | 182    | 204   | 1,233  |
|        | 合計    | 特A  |     |     | 35    | 40    | 42    | 51    | 47    | 31    | 22    | 22    | 7     | 34    | 38     | 38    | 407    |
|        |       | 特B  |     |     | 226   | 231   | 227   | 255   | 247   | 233   | 266   | 256   | 257   | 258   | 256    | 252   | 2,964  |
|        |       | 特C  |     |     | 1,105 | 1,188 | 1,226 | 1,194 | 1,167 | 1,232 | 1,452 | 1,381 | 1,434 | 1,381 | 1,354  | 1,456 | 15,570 |
| 特MS    |       |     |     | 0   | 0     | 0     | 0     | 0     | 0     | 1     | 0     | 0     | 0     | 0     | 15     | 16    |        |
| 特MA    |       |     |     | 100 | 150   | 188   | 185   | 201   | 179   | 238   | 225   | 214   | 210   | 237   | 230    | 2,357 |        |
| 特MB    |       |     | 825 | 858 | 856   | 881   | 958   | 839   | 920   | 890   | 913   | 911   | 900   | 942   | 10,693 |       |        |

第14表 診療科・入院・外来診療稼働額

単位：円

| 診療科          | 入院              | 外来            | 計               |
|--------------|-----------------|---------------|-----------------|
| 循環器内科        | 1,834,525,011   | 365,189,697   | 2,199,714,708   |
| 血液内科         | 1,041,825,498   | 578,256,368   | 1,620,081,866   |
| 消化器内科        | 769,636,012     | 555,229,234   | 1,324,865,246   |
| リウマチ・膠原病内科   | 164,038,351     | 197,449,640   | 361,487,991     |
| 腎臓・高血圧内科     | 197,541,851     | 245,013,230   | 442,555,081     |
| 糖尿病・内分泌代謝内科  | 160,383,477     | 128,175,380   | 288,558,857     |
| 神経内科         | 291,836,315     | 64,759,165    | 356,595,480     |
| 呼吸器内科        | 506,034,507     | 560,308,228   | 1,066,342,735   |
| 腫瘍内科         | 6,101,860       | 62,376,810    | 68,478,670      |
| 漢方内科         | -               | 1,843,580     | 1,843,580       |
| 総合内科         | 36,956,899      | 7,429,010     | 44,385,909      |
| 呼吸器外科        | 487,961,315     | 218,170,362   | 706,131,677     |
| 消化管外科        | 885,034,381     | 367,404,116   | 1,252,438,497   |
| 肝胆膵・移植外科     | 484,668,976     | 108,045,099   | 592,714,075     |
| 乳腺外科         | 238,441,592     | 495,899,410   | 734,341,002     |
| 小児外科         | 207,224,516     | 13,814,040    | 221,038,556     |
| 甲状腺・内分泌内科    | -               | 43,996,531    | 43,996,531      |
| 甲状腺・内分泌外科    | 173,969,742     | 93,949,468    | 267,919,210     |
| 心臓血管外科       | 1,342,227,563   | 47,894,826    | 1,390,122,389   |
| 脳神経外科        | 712,263,055     | 90,832,267    | 803,095,322     |
| 整形外科         | 1,599,510,734   | 221,778,688   | 1,821,289,422   |
| 形成外科         | 171,188,216     | 23,026,020    | 194,214,236     |
| 産科婦人科        | 1,391,795,666   | 392,528,090   | 1,784,323,756   |
| 内産科          | 612,537,838     | -             | 612,537,838     |
| 訳婦人科         | 779,257,828     | -             | 779,257,828     |
| 小児科          | 1,320,379,194   | 189,997,290   | 1,510,376,484   |
| 小児腫瘍内科       | 783,235,532     | 41,689,570    | 824,925,102     |
| 眼科           | 761,179,282     | 1,291,902,817 | 2,053,082,099   |
| 皮膚科          | 270,460,022     | 296,788,619   | 567,248,641     |
| 泌尿器科・副腎内分泌外科 | 642,390,807     | 314,567,367   | 956,958,174     |
| 耳鼻咽喉科・頭頸部外科  | 552,554,531     | 203,533,922   | 756,088,453     |
| 心身医療科        | 270,170,046     | 121,518,237   | 391,688,283     |
| 放射線科         | 2,572,040       | 490,820       | 3,062,860       |
| 放射線治療科       | 24,453,607      | 249,521,560   | 273,975,167     |
| 核医学科         | 72,515,400      | 75,742,450    | 148,257,850     |
| 麻酔・疼痛緩和科     | 13,101,220      | 13,266,174    | 26,367,394      |
| 歯科口腔外科       | 108,180,725     | 61,895,000    | 170,075,725     |
| 救急科          | 690,944,103     | 45,258,000    | 736,202,103     |
| リハビリテーション科   | -               | 8,130,000     | 8,130,000       |
| 放射線健康相談      | -               | 6,366,000     | 6,366,000       |
| (結核)         | (70,283,315)    | -             | (70,283,315)    |
| (ICU)        | (1,717,452,755) | -             | (1,717,452,755) |
| (NICU)       | (673,173,630)   | -             | (673,173,630)   |
| (MFICU)      | (157,053,185)   | -             | (157,053,185)   |
| (救命救急センター)   | (1,170,542,246) | -             | (1,170,542,246) |
| 計            | 18,215,302,046  | 7,804,037,085 | 26,019,339,131  |

第15表 診療科・月別入院診療稼働額

単位：円

| 診療科          | 診療月 | 4月            | 5月            | 6月            | 7月            | 8月            | 9月            | 10月           | 11月           | 12月           | 1月            | 2月            | 3月            | 計               |
|--------------|-----|---------------|---------------|---------------|---------------|---------------|---------------|---------------|---------------|---------------|---------------|---------------|---------------|-----------------|
| 循環器内科        |     | 126,054,529   | 135,985,784   | 157,272,275   | 156,582,441   | 150,617,494   | 149,860,676   | 183,023,858   | 165,913,634   | 151,609,103   | 154,899,704   | 134,718,285   | 167,987,228   | 1,834,525,011   |
| 血液内科         |     | 84,107,802    | 83,993,517    | 86,811,486    | 77,462,710    | 82,528,018    | 82,900,289    | 89,581,850    | 91,648,142    | 91,912,159    | 79,080,971    | 80,267,068    | 111,531,486   | 1,041,825,498   |
| 消化器内科        |     | 69,845,742    | 73,301,333    | 55,289,920    | 53,030,298    | 65,452,158    | 69,612,619    | 69,148,376    | 62,446,546    | 74,206,366    | 57,438,372    | 58,455,144    | 61,409,138    | 769,636,012     |
| リウマチ・膠原病内科   |     | 11,759,034    | 10,245,038    | 11,389,294    | 15,171,026    | 15,630,675    | 9,469,756     | 12,038,311    | 13,249,504    | 16,727,192    | 15,897,414    | 17,234,716    | 15,226,391    | 164,038,351     |
| 腎臓・高血圧内科     |     | 19,159,672    | 17,651,506    | 20,855,594    | 17,551,475    | 17,354,642    | 15,432,022    | 19,941,256    | 15,990,880    | 10,758,050    | 9,991,918     | 17,888,484    | 14,966,352    | 197,541,851     |
| 糖尿病・内分泌代謝内科  |     | 13,525,634    | 11,307,514    | 16,808,920    | 11,555,044    | 8,458,894     | 18,316,678    | 14,300,156    | 15,908,392    | 11,116,499    | 9,949,962     | 15,520,494    | 13,615,290    | 160,383,477     |
| 神経内科         |     | 21,841,624    | 24,071,585    | 22,553,495    | 26,779,775    | 25,854,940    | 16,301,131    | 21,101,713    | 24,871,194    | 23,831,904    | 22,120,476    | 27,814,009    | 34,694,469    | 291,836,315     |
| 呼吸器内科        |     | 41,766,641    | 45,505,594    | 33,183,519    | 34,645,318    | 32,549,641    | 38,763,212    | 48,530,058    | 42,563,393    | 49,912,214    | 39,282,555    | 43,354,991    | 55,977,371    | 506,034,507     |
| 腫瘍内科         |     | 0             | 0             | 239,970       | 0             | 0             | 0             | 2,884,520     | 2,977,370     | 0             | 0             | 0             | 0             | 6,101,860       |
| 総合内科         |     | 1,856,393     | 1,528,240     | 3,580,142     | 3,233,442     | 1,560,760     | 2,617,616     | 3,930,511     | 3,206,336     | 1,297,000     | 1,441,322     | 5,874,664     | 6,830,473     | 36,956,899      |
| 呼吸器外科        |     | 49,165,413    | 31,108,653    | 32,543,288    | 36,329,650    | 41,358,514    | 40,279,430    | 44,582,918    | 42,354,038    | 39,167,260    | 47,287,005    | 41,411,778    | 42,373,368    | 487,961,315     |
| 消化管外科        |     | 68,716,652    | 75,603,102    | 78,798,095    | 62,832,985    | 66,710,493    | 64,950,689    | 73,213,062    | 73,181,376    | 74,951,533    | 76,663,451    | 86,884,673    | 82,528,270    | 885,034,381     |
| 肝胆膵・移植外科     |     | 41,881,954    | 37,825,606    | 38,626,146    | 32,834,022    | 39,165,659    | 36,158,060    | 57,435,846    | 34,134,266    | 45,494,132    | 39,239,613    | 35,777,454    | 46,096,218    | 484,668,976     |
| 乳腺外科         |     | 19,606,898    | 16,571,624    | 26,201,648    | 20,371,156    | 24,948,526    | 23,009,020    | 19,301,904    | 18,641,076    | 20,118,738    | 15,203,726    | 16,509,716    | 17,957,560    | 238,441,592     |
| 小児外科         |     | 11,387,050    | 12,064,290    | 18,273,990    | 22,247,720    | 23,578,180    | 17,723,246    | 14,864,542    | 19,285,200    | 16,559,602    | 17,780,330    | 17,868,836    | 15,591,530    | 207,224,516     |
| 甲状腺・内分泌外科    |     | 7,408,398     | 9,289,075     | 10,452,550    | 14,750,061    | 13,843,965    | 14,322,784    | 14,284,478    | 14,590,484    | 18,159,232    | 15,189,848    | 18,013,604    | 23,665,263    | 173,969,742     |
| 心臓血管外科       |     | 136,677,568   | 102,704,186   | 119,335,699   | 108,012,197   | 85,623,777    | 102,127,288   | 149,330,133   | 104,638,429   | 107,742,975   | 99,102,687    | 104,729,582   | 122,203,042   | 1,342,227,563   |
| 脳神経外科        |     | 55,948,954    | 61,833,850    | 64,901,049    | 41,756,181    | 63,884,268    | 61,658,071    | 60,175,803    | 51,412,461    | 59,867,669    | 60,139,447    | 63,482,167    | 67,203,135    | 712,263,055     |
| 整形外科         |     | 141,871,032   | 107,786,787   | 132,518,953   | 155,622,373   | 144,943,331   | 133,537,754   | 128,820,687   | 134,419,486   | 131,152,045   | 124,325,565   | 128,750,046   | 135,762,675   | 1,599,510,734   |
| 形成外科         |     | 10,817,868    | 12,782,489    | 10,605,385    | 13,732,828    | 17,608,129    | 15,441,435    | 14,370,220    | 12,273,718    | 12,396,500    | 14,105,600    | 14,430,940    | 22,623,104    | 171,188,216     |
| 産科           |     | 48,028,696    | 50,133,456    | 41,497,998    | 62,869,266    | 60,709,430    | 42,698,384    | 54,989,848    | 48,303,168    | 38,217,634    | 63,072,906    | 50,893,742    | 51,123,310    | 612,537,838     |
| 婦人科          |     | 60,688,012    | 69,012,000    | 62,867,024    | 60,599,278    | 54,239,136    | 59,483,282    | 67,560,128    | 70,346,206    | 70,476,318    | 61,807,142    | 66,291,376    | 75,887,926    | 779,257,828     |
| 小児科          |     | 109,916,930   | 105,727,358   | 118,604,464   | 115,433,236   | 103,540,272   | 116,093,376   | 114,847,002   | 117,271,740   | 101,625,178   | 109,843,905   | 89,255,172    | 118,220,561   | 1,320,379,194   |
| 小児腫瘍内科       |     | 56,909,350    | 49,589,660    | 53,888,930    | 64,670,240    | 56,198,466    | 74,527,788    | 90,274,040    | 72,528,480    | 65,148,820    | 71,392,220    | 65,026,190    | 63,081,348    | 783,235,532     |
| 眼科           |     | 53,984,873    | 58,434,860    | 68,793,234    | 68,253,589    | 57,373,626    | 58,994,361    | 59,921,088    | 72,008,067    | 51,700,862    | 62,004,820    | 72,286,524    | 77,423,378    | 761,179,282     |
| 皮膚科          |     | 23,525,825    | 19,001,647    | 22,786,894    | 20,956,924    | 27,291,410    | 21,411,038    | 21,899,078    | 18,862,172    | 24,751,330    | 21,399,268    | 21,034,042    | 27,540,394    | 270,460,022     |
| 泌尿器科・副腎内分泌外科 |     | 52,210,125    | 50,155,522    | 59,670,322    | 53,944,506    | 50,358,776    | 51,527,055    | 55,665,576    | 53,621,009    | 51,996,192    | 54,171,252    | 52,382,010    | 56,688,462    | 642,390,807     |
| 耳鼻咽喉科・頭頸部外科  |     | 35,481,921    | 45,924,695    | 51,102,734    | 53,930,013    | 44,467,940    | 43,500,819    | 50,540,869    | 50,159,331    | 47,863,996    | 46,307,260    | 41,420,016    | 41,854,937    | 552,554,531     |
| 心身医療科        |     | 21,135,062    | 24,640,264    | 22,020,619    | 24,066,183    | 23,163,394    | 24,719,206    | 24,577,066    | 21,937,504    | 24,286,933    | 18,674,412    | 18,389,930    | 22,559,473    | 270,170,046     |
| 放射線科         |     | 532,730       | 506,370       | 0             | 325,380       | 172,870       | 159,250       | 0             | 290,520       | 447,010       | 0             | 0             | 137,910       | 2,572,040       |
| 放射線治療科       |     | 2,437,910     | 1,257,900     | 4,433,171     | 2,129,786     | 2,090,880     | 728,210       | 1,304,570     | 5,607,150     | 2,573,290     | 1,890,740     | 0             | 0             | 24,453,607      |
| 核医学科         |     | 4,375,740     | 3,461,160     | 4,752,170     | 4,091,350     | 6,097,860     | 5,064,520     | 4,879,660     | 10,000,290    | 7,015,160     | 6,934,820     | 8,014,120     | 7,828,550     | 72,515,400      |
| 麻酔・疼痛緩和科     |     | 840,820       | 3,494,740     | 992,470       | 894,860       | 879,100       | 849,450       | 867,520       | 856,080       | 884,760       | 872,170       | 797,620       | 871,630       | 13,101,220      |
| 歯科口腔外科       |     | 8,815,285     | 11,166,867    | 9,552,014     | 10,500,055    | 7,756,672     | 9,668,920     | 5,179,205     | 6,117,361     | 9,408,595     | 9,313,715     | 8,883,570     | 11,818,466    | 108,180,725     |
| 救急科          |     | 49,015,096    | 41,350,895    | 63,617,118    | 66,398,855    | 48,518,797    | 53,188,379    | 55,730,606    | 74,609,452    | 60,209,321    | 68,702,029    | 46,352,217    | 63,251,338    | 690,944,103     |
| (結核)         |     | (5,431,118)   | (6,673,893)   | (3,209,546)   | (4,103,147)   | (6,791,727)   | (6,751,676)   | (5,998,552)   | (6,706,163)   | (7,105,668)   | (5,524,015)   | (4,344,366)   | (7,643,444)   | (70,283,315)    |
| (ICU)        |     | (167,567,635) | (114,158,571) | (149,534,881) | (147,428,249) | (129,204,885) | (117,245,356) | (172,175,127) | (135,684,494) | (142,790,730) | (142,273,009) | (140,639,029) | (158,750,789) | (1,717,452,755) |
| (NICU)       |     | (59,714,370)  | (60,261,700)  | (55,136,680)  | (60,136,310)  | (54,278,880)  | (60,734,550)  | (61,177,440)  | (54,916,430)  | (47,790,270)  | (52,588,630)  | (44,509,170)  | (61,927,200)  | (673,171,630)   |
| (MFIICU)     |     | (13,626,912)  | (12,302,254)  | (12,145,542)  | (16,523,710)  | (12,328,356)  | (10,621,172)  | (16,812,981)  | (11,051,374)  | (11,459,780)  | (15,593,722)  | (12,054,462)  | (12,532,920)  | (157,053,185)   |
| (救命救急センター)   |     | (88,727,118)  | (81,370,039)  | (93,654,449)  | (102,353,938) | (83,044,336)  | (93,032,859)  | (111,565,170) | (118,777,986) | (90,846,179)  | (108,583,700) | (81,993,377)  | (116,593,095) | (1,170,542,246) |
| 計            |     | 1,461,297,233 | 1,405,017,167 | 1,524,820,580 | 1,513,564,223 | 1,464,530,693 | 1,475,095,814 | 1,649,096,458 | 1,566,224,455 | 1,513,585,572 | 1,495,526,625 | 1,470,013,180 | 1,676,530,046 | 18,215,302,046  |

第16表 診療科・月別外来診療稼働額

単位：円

| 診療科          | 診療月 | 4月          | 5月          | 6月          | 7月          | 8月          | 9月          | 10月         | 11月         | 12月         | 1月          | 2月          | 3月          | 計             |
|--------------|-----|-------------|-------------|-------------|-------------|-------------|-------------|-------------|-------------|-------------|-------------|-------------|-------------|---------------|
| 循環器内科        |     | 28,719,230  | 33,236,110  | 27,941,806  | 29,420,770  | 28,960,534  | 27,754,651  | 30,514,090  | 33,978,916  | 29,172,570  | 34,705,300  | 29,156,850  | 31,628,870  | 365,189,697   |
| 血液内科         |     | 42,084,972  | 49,411,550  | 43,265,440  | 60,985,372  | 47,542,300  | 41,038,380  | 44,303,442  | 54,759,720  | 47,527,620  | 49,222,882  | 47,200,540  | 50,914,150  | 578,256,368   |
| 消化器内科        |     | 44,438,090  | 44,601,810  | 43,446,530  | 50,072,530  | 42,501,310  | 43,824,270  | 51,900,080  | 50,919,314  | 48,081,640  | 44,782,360  | 41,027,400  | 49,633,900  | 555,229,234   |
| リウマチ・膠原病内科   |     | 14,628,700  | 17,185,870  | 15,623,510  | 15,537,450  | 16,766,970  | 15,750,510  | 17,368,010  | 17,840,140  | 17,078,560  | 17,488,970  | 16,057,800  | 16,123,150  | 197,449,640   |
| 腎臓・高血圧内科     |     | 21,044,780  | 22,434,220  | 19,894,870  | 20,649,040  | 21,937,060  | 17,754,610  | 20,639,130  | 20,906,840  | 20,792,170  | 19,594,020  | 19,129,710  | 20,236,780  | 245,013,230   |
| 糖尿病・内分泌代謝内科  |     | 10,865,940  | 10,726,620  | 10,819,200  | 10,782,760  | 11,007,730  | 9,582,960   | 11,322,780  | 11,007,630  | 11,114,600  | 10,428,940  | 10,274,890  | 10,241,330  | 128,175,380   |
| 神経内科         |     | 5,023,471   | 5,243,151   | 5,630,091   | 5,136,701   | 5,390,621   | 4,639,751   | 6,024,981   | 5,647,201   | 5,672,741   | 5,242,911   | 5,448,880   | 5,658,665   | 64,759,165    |
| 呼吸器内科        |     | 31,670,799  | 37,953,400  | 39,442,868  | 45,858,714  | 47,795,733  | 45,510,644  | 59,293,202  | 51,839,445  | 52,019,892  | 49,298,476  | 49,418,074  | 50,206,981  | 560,308,228   |
| 腫瘍内科         |     | 4,451,540   | 5,841,930   | 4,815,240   | 7,349,540   | 6,709,700   | 6,688,240   | 6,312,250   | 5,138,110   | 3,355,640   | 4,819,760   | 4,311,080   | 2,583,780   | 62,376,810    |
| 漢方内科         |     | 144,300     | 194,820     | 165,200     | 150,610     | 147,980     | 109,570     | 152,820     | 153,790     | 181,170     | 159,270     | 129,120     | 154,930     | 1,843,580     |
| 総合内科         |     | 245,950     | 536,990     | 446,370     | 643,400     | 974,410     | 539,520     | 786,350     | 668,450     | 546,660     | 657,590     | 705,120     | 678,200     | 7,429,010     |
| 呼吸器外科        |     | 18,169,374  | 16,167,092  | 13,997,301  | 15,342,330  | 16,733,871  | 18,360,776  | 24,868,071  | 18,204,420  | 18,962,060  | 20,505,310  | 17,246,870  | 19,612,887  | 218,170,362   |
| 消化管外科        |     | 26,018,730  | 30,902,330  | 31,445,084  | 32,595,590  | 35,444,360  | 27,776,454  | 35,019,460  | 32,801,580  | 24,631,234  | 29,675,670  | 31,016,370  | 30,077,254  | 367,404,116   |
| 肝胆膵・移植外科     |     | 7,696,730   | 8,322,550   | 7,726,500   | 9,311,140   | 9,749,500   | 8,720,939   | 10,723,280  | 9,105,000   | 9,143,340   | 8,558,370   | 9,604,010   | 9,383,740   | 108,045,099   |
| 乳腺外科         |     | 37,367,280  | 36,016,030  | 36,746,750  | 39,931,060  | 42,415,120  | 34,816,600  | 48,822,180  | 42,031,210  | 46,240,960  | 43,450,000  | 44,718,060  | 43,344,160  | 495,899,410   |
| 小児外科         |     | 1,065,990   | 1,042,620   | 1,018,700   | 1,281,810   | 1,144,290   | 846,690     | 1,124,990   | 1,219,700   | 1,480,610   | 1,118,790   | 1,079,700   | 1,390,150   | 13,814,040    |
| 甲状腺・内分泌内科    |     | 3,905,310   | 3,346,103   | 4,344,880   | 3,711,053   | 4,084,440   | 3,411,733   | 4,226,810   | 3,086,123   | 3,829,720   | 3,016,879   | 3,405,700   | 3,627,780   | 43,996,531    |
| 甲状腺・内分泌外科    |     | 7,353,029   | 7,492,530   | 7,145,971   | 7,933,760   | 7,489,690   | 7,777,221   | 8,415,070   | 8,465,941   | 8,024,580   | 6,956,786   | 7,757,690   | 9,137,200   | 93,949,468    |
| 心臓血管外科       |     | 4,735,049   | 2,813,520   | 4,906,644   | 2,539,413   | 5,576,299   | 2,580,154   | 5,204,960   | 2,794,630   | 5,399,119   | 2,810,178   | 5,539,065   | 2,995,795   | 47,894,826    |
| 脳神経外科        |     | 9,072,190   | 7,299,806   | 7,120,804   | 7,939,865   | 9,413,125   | 7,161,130   | 8,353,980   | 6,995,660   | 7,262,286   | 5,162,415   | 6,527,280   | 8,523,726   | 90,832,267    |
| 整形外科         |     | 18,909,856  | 19,009,043  | 21,338,058  | 18,241,591  | 21,118,583  | 15,873,247  | 20,668,150  | 17,492,888  | 17,118,537  | 16,652,390  | 16,553,244  | 18,803,101  | 221,778,688   |
| 形成外科         |     | 1,687,480   | 1,930,139   | 1,734,213   | 1,989,138   | 2,680,465   | 1,755,766   | 2,126,659   | 1,918,356   | 1,940,649   | 1,651,477   | 1,684,266   | 1,927,412   | 23,026,020    |
| 産科 婦人科       |     | 30,655,000  | 29,397,060  | 34,224,800  | 33,872,320  | 30,779,750  | 30,392,295  | 35,485,420  | 31,008,645  | 32,786,860  | 33,976,660  | 31,312,490  | 38,636,790  | 392,528,090   |
| 小児科          |     | 10,622,030  | 8,837,880   | 8,846,295   | 12,590,540  | 17,760,215  | 16,016,350  | 18,194,820  | 18,240,935  | 18,500,260  | 19,072,020  | 20,157,140  | 21,158,805  | 189,997,290   |
| 小児腫瘍内科       |     | 3,090,530   | 2,885,890   | 3,008,200   | 4,042,760   | 5,294,890   | 3,002,120   | 3,544,490   | 3,051,570   | 3,168,970   | 3,132,900   | 3,545,730   | 3,921,520   | 41,689,570    |
| 眼科           |     | 102,709,386 | 108,446,317 | 111,465,290 | 110,176,225 | 110,204,553 | 103,564,187 | 119,146,429 | 105,164,137 | 102,459,081 | 110,004,518 | 97,386,322  | 111,176,372 | 1,291,902,817 |
| 皮膚科          |     | 20,992,235  | 19,199,842  | 22,807,517  | 21,629,515  | 29,744,668  | 22,741,366  | 32,766,014  | 23,228,038  | 23,286,052  | 22,818,641  | 22,243,960  | 35,330,771  | 296,788,619   |
| 泌尿器科・副腎内分泌外科 |     | 23,468,642  | 26,489,968  | 23,468,152  | 23,067,055  | 24,967,968  | 22,748,503  | 25,605,787  | 23,614,259  | 26,555,230  | 30,510,971  | 30,116,089  | 33,954,743  | 314,567,367   |
| 耳鼻咽喉科・頭頸部外科  |     | 16,336,350  | 17,555,570  | 15,930,580  | 16,497,140  | 13,432,945  | 13,335,975  | 24,811,450  | 17,448,555  | 15,734,680  | 17,303,767  | 17,949,380  | 17,197,530  | 203,533,922   |
| 心身医療科        |     | 9,255,076   | 10,456,932  | 9,024,518   | 10,699,603  | 10,727,581  | 9,382,910   | 10,280,530  | 10,835,313  | 9,902,985   | 10,015,567  | 9,800,852   | 11,136,370  | 121,518,237   |
| 放射線科         |     | 26,960      | 64,370      | 34,360      | 28,160      | 115,890     | 53,640      | 32,380      | 55,230      | 36,440      | 15,580      | 24,760      | 3,050       | 490,820       |
| 放射線治療科       |     | 19,374,820  | 20,717,130  | 24,250,070  | 21,758,010  | 22,020,400  | 18,469,010  | 17,572,940  | 19,519,830  | 23,787,430  | 18,831,680  | 21,325,830  | 21,894,410  | 249,521,560   |
| 核医学科         |     | 7,226,590   | 6,852,970   | 7,023,300   | 6,747,830   | 6,373,690   | 5,696,680   | 7,593,820   | 5,095,590   | 4,489,110   | 5,464,770   | 6,482,150   | 6,695,950   | 75,742,450    |
| 麻酔・疼痛緩和科     |     | 1,003,156   | 1,152,320   | 1,322,643   | 1,293,877   | 1,236,609   | 993,124     | 1,050,088   | 1,206,334   | 1,149,196   | 1,030,037   | 934,837     | 893,953     | 13,266,174    |
| 歯科 口腔外科      |     | 4,437,462   | 4,644,000   | 5,653,009   | 5,360,235   | 6,175,699   | 4,492,240   | 5,118,070   | 5,588,500   | 5,214,370   | 5,278,524   | 4,780,733   | 5,152,013   | 61,894,855    |
| 救急科          |     | 3,159,392   | 3,680,958   | 3,352,412   | 4,738,207   | 4,349,254   | 3,514,257   | 3,787,932   | 3,314,489   | 3,806,511   | 4,603,375   | 3,453,947   | 3,497,589   | 45,258,323    |
| リハビリテーション科   |     | 489,777     | 752,501     | 663,610     | 746,996     | 661,694     | 622,868     | 820,596     | 736,521     | 701,587     | 590,135     | 666,714     | 676,606     | 8,129,605     |
| 放射線健康相談      |     | 579,270     | 412,720     | 600,380     | 355,810     | 803,330     | 586,910     | 341,500     | 587,690     | 554,890     | 402,660     | 449,950     | 690,460     | 6,365,570     |
| 計            |     | 592,725,466 | 623,254,662 | 620,691,166 | 661,007,920 | 670,233,227 | 597,886,251 | 724,323,011 | 665,670,700 | 651,710,010 | 659,010,549 | 638,622,603 | 698,900,873 | 7,804,036,438 |

第17表 診療科・診療行為別入院診療稼働額

単位：円

| 診療科          | 診療行為 | 初診料         | 指導料         | 在宅療養料       | 投薬料         | 注射料          | 処置料          | 手術料             | 検査料          | 画像診断料        | 理学療法料       | 入院料            | その他          | 計               |
|--------------|------|-------------|-------------|-------------|-------------|--------------|--------------|-----------------|--------------|--------------|-------------|----------------|--------------|-----------------|
| 循環器内科        |      | 1,057,340   | 8,663,969   | 5,408,230   | 17,593,356  | 2,472,811    | 9,860,059    | 1,082,891,262   | 37,279,838   | 2,438,105    | 13,479,650  | 653,024,661    | 355,730      | 1,834,525,011   |
| 血液内科         |      | 56,130      | 6,085,950   | 132,550     | 32,128,700  | 103,819,180  | 5,241,210    | 164,544,660     | 18,499,240   | 3,861,120    | 13,265,000  | 693,654,268    | 537,490      | 1,041,825,498   |
| 消化器内科        |      | 379,200     | 9,436,100   | 812,710     | 9,266,340   | 8,097,340    | 2,672,940    | 214,595,750     | 19,494,520   | 1,675,500    | 9,880,310   | 492,948,572    | 376,730      | 769,636,012     |
| リウマチ・膠原病内科   |      | 76,140      | 933,150     | 351,190     | 3,373,890   | 8,464,300    | 2,743,930    | 2,457,000       | 4,060,570    | 1,304,350    | 2,713,600   | 137,477,451    | 82,780       | 164,038,351     |
| 腎臓・高血圧内科     |      | 138,970     | 1,859,900   | 1,880,240   | 3,860,320   | 4,667,660    | 16,961,260   | 9,558,370       | 3,936,820    | 569,380      | 2,100,700   | 151,936,311    | 71,920       | 197,541,851     |
| 糖尿病・内分泌代謝内科  |      | 35,180      | 1,398,000   | 495,920     | 695,286     | 52,771       | 552,000      | 1,880,730       | 1,330,720    | 254,105      | 312,428     | 153,376,337    | 0            | 160,383,477     |
| 神経内科         |      | 246,170     | 1,973,650   | 758,800     | 2,533,950   | 7,488,370    | 1,489,970    | 6,877,530       | 2,572,730    | 1,984,050    | 16,452,600  | 249,044,575    | 413,920      | 291,836,315     |
| 呼吸器内科        |      | 197,120     | 5,534,548   | 2,920,160   | 10,538,547  | 16,534,666   | 4,941,139    | 10,619,390      | 21,864,332   | 3,851,529    | 19,950,150  | 408,497,936    | 584,990      | 506,034,507     |
| 腫瘍内科         |      | 0           | 12,050      | 0           | 12,610      | 5,235,970    | 1,510        | 0               | 51,190       | 9,540        | 0           | 765,530        | 13,460       | 6,101,860       |
| 総合内科         |      | 44,850      | 332,300     | 27,000      | 122,235     | 162,810      | 30,210       | 3,398,490       | 934,340      | 133,515      | 912,100     | 30,822,829     | 36,220       | 36,956,899      |
| 呼吸器外科        |      | 42,880      | 2,641,655   | 88,940      | 4,146,333   | 10,749,518   | 1,420,585    | 240,775,304     | 6,749,807    | 729,217      | 11,431,320  | 205,671,116    | 3,514,640    | 487,961,315     |
| 消化管外科        |      | 239,060     | 5,552,510   | 1,477,930   | 4,845,495   | 10,320,765   | 4,785,890    | 327,510,325     | 8,455,115    | 2,461,500    | 23,016,950  | 496,083,871    | 284,970      | 885,034,381     |
| 肝胆膵・移植外科     |      | 36,670      | 3,006,900   | 214,890     | 3,279,351   | 5,035,830    | 855,750      | 203,283,990     | 6,467,070    | 1,860,710    | 7,751,100   | 252,760,745    | 115,970      | 484,668,976     |
| 乳腺外科         |      | 5,640       | 2,589,750   | 157,550     | 828,404     | 8,682,160    | 211,340      | 76,221,530      | 3,906,770    | 402,490      | 5,357,850   | 139,930,048    | 148,060      | 238,441,592     |
| 小児外科         |      | 149,610     | 187,200     | 13,500      | 1,039,120   | 7,571,620    | 2,856,030    | 75,334,790      | 1,645,970    | 255,070      | 217,050     | 117,707,636    | 246,920      | 207,224,516     |
| 甲状腺・内分泌外科    |      | 14,100      | 1,069,810   | 26,000      | 4,160,940   | 91,480       | 480,370      | 78,313,050      | 3,034,940    | 233,110      | 778,050     | 85,754,432     | 13,460       | 173,969,742     |
| 心臓血管外科       |      | 260,860     | 2,098,050   | 964,760     | 1,664,640   | 11,708,610   | 41,695,130   | 903,325,660     | 6,112,460    | 1,197,400    | 10,102,900  | 362,856,733    | 240,360      | 1,342,227,563   |
| 脳神経外科        |      | 262,710     | 3,097,157   | 245,030     | 2,100,943   | 2,531,058    | 1,631,521    | 355,866,543     | 5,047,005    | 2,906,458    | 35,745,394  | 302,524,636    | 304,600      | 712,263,055     |
| 整形外科         |      | 344,351     | 8,307,281   | 289,880     | 7,249,995   | 8,786,811    | 5,907,612    | 857,012,902     | 9,034,568    | 5,551,879    | 38,588,431  | 658,283,494    | 153,530      | 1,599,510,734   |
| 形成外科         |      | 18,580      | 759,765     | 106,970     | 1,024,853   | 676,676      | 2,922,111    | 71,633,765      | 1,268,362    | 323,685      | 1,657,629   | 90,746,380     | 49,440       | 171,188,216     |
| 産科           |      | 920,315     | 2,549,250   | 325,490     | 1,066,535   | 2,378,270    | 140,945      | 84,755,470      | 5,015,550    | 381,325      | 280,000     | 406,119,278    | 108,605,410  | 612,537,838     |
| 婦人科          |      | 146,310     | 6,551,700   | 368,700     | 4,306,660   | 9,907,340    | 970,700      | 253,690,330     | 7,971,010    | 1,974,870    | 31,736,130  | 461,374,028    | 260,050      | 779,257,828     |
| 小児科          |      | 1,346,300   | 2,255,700   | 3,461,770   | 7,899,980   | 60,449,380   | 27,663,940   | 108,957,100     | 15,430,700   | 1,998,260    | 7,103,930   | 1,081,670,484  | 2,141,650    | 1,320,379,194   |
| 小児腫瘍内科       |      | 42,010      | 1,958,000   | 699,030     | 7,076,930   | 163,480,580  | 227,090      | 106,327,740     | 1,963,750    | 2,010,490    | 25,436,920  | 473,584,812    | 428,180      | 783,235,532     |
| 眼科           |      | 497,758     | 3,703,537   | 45,350      | 1,145,758   | 433,356      | 2,177,033    | 436,512,922     | 1,516,815    | 433,126      | 16,500      | 314,694,817    | 2,310        | 761,179,282     |
| 皮膚科          |      | 175,563     | 2,660,099   | 178,920     | 8,746,441   | 28,676,884   | 7,049,326    | 20,382,570      | 5,827,252    | 1,682,489    | 7,256,850   | 187,735,068    | 88,560       | 270,460,022     |
| 泌尿器科・副腎内分泌外科 |      | 159,210     | 5,068,500   | 145,420     | 3,115,980   | 14,761,390   | 5,024,187    | 232,665,930     | 8,444,760    | 1,853,600    | 4,738,350   | 364,933,180    | 1,480,300    | 642,390,807     |
| 耳鼻咽喉科・頭頸部外科  |      | 334,767     | 4,267,903   | 75,260      | 1,952,537   | 14,826,896   | 1,208,000    | 196,356,559     | 7,213,572    | 1,028,142    | 43,473,845  | 281,690,180    | 126,870      | 552,554,531     |
| 心身医療科        |      | 63,180      | 3,781,750   | 4,420       | 14,427,420  | 4,908,750    | 597,820      | 422,580         | 8,740,080    | 7,909,090    | 15,208,840  | 214,095,266    | 10,850       | 270,170,046     |
| 放射線科         |      | 0           | 42,750      | 0           | 60          | 0            | 0            | 0               | 361,600      | 27,000       | 0           | 2,140,630      | 0            | 2,572,040       |
| 放射線治療科       |      | 0           | 390,400     | 0           | 972,220     | 0            | 0            | 13,250          | 6,000        | 3,600        | 11,554,130  | 11,514,007     | 0            | 24,453,607      |
| 核医学科         |      | 0           | 446,250     | 27,000      | 23,730      | 0            | 0            | 0               | 414,450      | 192,600      | 1,473,400   | 69,937,970     | 0            | 72,515,400      |
| 麻酔・疼痛緩和科     |      | 0           | 103,400     | 19,000      | 183,870     | 33,820       | 773,120      | 2,342,390       | 613,780      | 25,540       | 382,200     | 8,611,640      | 12,460       | 13,101,220      |
| 歯科口腔外科       |      | 37,440      | 801,344     | 0           | 1,299,597   | 5,739,488    | 739,937      | 36,973,660      | 3,870,420    | 1,382,910    | 82,640      | 57,184,789     | 68,500       | 108,180,725     |
| 救急科          |      | 2,761,465   | 2,401,826   | 1,512,250   | 1,833,279   | 16,028,678   | 17,552,733   | 141,160,716     | 5,651,310    | 11,671,409   | 5,916,500   | 482,569,597    | 1,884,340    | 690,944,103     |
| (結核)         |      | (70,500)    | (927,000)   | (3,000)     | (1,106,350) | (4,066,330)  | (2,495,140)  | (2,905,790)     | (6,429,510)  | (1,594,380)  | (1,530,350) | (49,060,345)   | (94,620)     | (70,283,315)    |
| (ICU)        |      | (232,080)   | (1,232,660) | (106,000)   | (626,385)   | (14,628,412) | (45,989,647) | (1,338,334,596) | (10,575,440) | (881,210)    | (1,066,300) | (303,086,215)  | (693,810)    | (1,717,452,755) |
| (NICU)       |      | (523,850)   | (421,500)   | (71,000)    | (1,002,240) | (6,482,160)  | (5,437,300)  | (70,388,490)    | (4,284,410)  | (1,187,010)  | (2,906,150) | (578,955,000)  | (1,514,520)  | (673,173,630)   |
| (MFICU)      |      | (301,115)   | (455,350)   | (30,000)    | (11,805)    | (478,130)    | (4,235)      | (32,885,710)    | (467,580)    | (122,300)    | (159,900)   | (102,198,910)  | (19,938,150) | (157,053,185)   |
| (救命救急センター)   |      | (3,822,890) | (2,827,869) | (1,767,250) | (1,641,762) | (17,413,977) | (25,266,002) | (420,008,233)   | (9,530,223)  | (12,596,286) | (6,018,023) | (667,035,461)  | (2,614,270)  | (1,170,542,246) |
| 計            |      | 10,089,879  | 102,522,104 | 23,234,860  | 164,516,305 | 544,775,238  | 171,385,398  | 6,306,662,258   | 234,787,416  | 64,577,164   | 368,373,447 | 10,101,723,307 | 122,654,670  | 18,215,302,046  |

※ 結核・ICU・NICU(GCU含)・MFICU・救命救急センターは再掲。



第18表 診療科・診療行為別外来診療稼働額

単位：円

| 診療科          | 診療行為 | 初診料        | 再診料         | 指導料         | 在宅療養料       | 投薬料         | 注射料           | 処置料        | 手術料         | 検査料           | 画像診断料       | 理学療法料       | 自費等         | 計             |
|--------------|------|------------|-------------|-------------|-------------|-------------|---------------|------------|-------------|---------------|-------------|-------------|-------------|---------------|
| 循環器内科        |      | 1,281,620  | 10,886,379  | 8,680,350   | 66,032,300  | 23,684,820  | 97,079,020    | 2,419,650  | 233,290     | 100,555,800   | 40,485,800  | 7,843,108   | 6,007,560   | 365,189,697   |
| 血液内科         |      | 493,130    | 4,682,176   | 6,424,600   | 52,434,640  | 196,089,930 | 183,446,760   | 717,250    | 20,985,760  | 78,933,124    | 28,834,410  | 2,527,188   | 2,687,400   | 578,256,368   |
| 消化器内科        |      | 1,896,710  | 13,427,059  | 5,828,300   | 1,792,500   | 2,980,710   | 263,817,410   | 1,202,780  | 12,486,880  | 175,719,425   | 63,693,390  | 6,340,960   | 6,043,110   | 555,229,234   |
| リウマチ・膠原病内科   |      | 483,310    | 5,086,570   | 3,615,100   | 4,582,660   | 1,161,550   | 118,919,960   | 5,260      | 8,150       | 48,217,050    | 9,578,980   | 4,592,060   | 1,198,990   | 197,449,640   |
| 腎臓・高血圧内科     |      | 476,580    | 6,145,770   | 3,036,700   | 83,447,780  | 1,977,410   | 73,345,140    | 2,863,260  | 58,150      | 60,884,670    | 6,479,950   | 5,149,860   | 1,147,960   | 245,013,230   |
| 糖尿病・内分泌代謝内科  |      | 263,010    | 5,854,630   | 1,109,550   | 46,116,430  | 1,617,700   | 3,413,720     | 5,000      | 180         | 56,564,350    | 6,267,140   | 5,678,800   | 1,284,870   | 128,175,380   |
| 神経内科         |      | 583,680    | 4,618,893   | 6,956,600   | 6,156,200   | 1,139,360   | 1,745,600     | 3,410      | 3,674,540   | 16,239,380    | 17,677,600  | 3,619,162   | 2,344,740   | 64,759,165    |
| 呼吸器内科        |      | 1,196,680  | 8,238,749   | 4,512,800   | 42,079,960  | 9,295,196   | 329,997,612   | 251,750    | 192,500     | 84,581,955    | 71,107,260  | 5,491,246   | 3,362,520   | 560,308,228   |
| 腫瘍内科         |      | 2,820      | 452,600     | 155,700     | 3,000       | 757,280     | 55,893,540    | 0          | 1,500       | 2,406,230     | 2,084,400   | 330,360     | 289,380     | 62,376,810    |
| 漢方内科         |      | 33,840     | 719,810     | 10,200      | 0           | 3,860       | 0             | 0          | 0           | 333,960       | 0           | 729,880     | 12,030      | 1,843,580     |
| 総合内科         |      | 225,600    | 218,550     | 159,100     | 78,600      | 23,410      | 28,760        | 160        | 1,220       | 4,557,760     | 1,681,660   | 151,220     | 302,970     | 7,429,010     |
| 呼吸器外科        |      | 206,710    | 2,669,822   | 5,291,900   | 5,180,400   | 500,890     | 126,843,560   | 8,330      | 220,620     | 27,916,791    | 46,056,427  | 1,103,392   | 2,171,520   | 218,170,362   |
| 消化管外科        |      | 478,540    | 4,574,916   | 10,906,000  | 3,639,970   | 1,367,800   | 235,895,400   | 551,690    | 3,838,310   | 34,051,030    | 65,313,900  | 2,575,280   | 4,211,280   | 367,404,116   |
| 肝胆膵・移植外科     |      | 229,270    | 2,449,779   | 6,893,800   | 9,000       | 6,896,960   | 25,246,740    | 51,370     | 4,194,170   | 25,188,410    | 33,119,350  | 1,546,660   | 2,219,590   | 108,045,099   |
| 乳腺外科         |      | 574,720    | 6,051,380   | 13,949,300  | 74,000      | 854,460     | 287,681,150   | 13,910     | 4,003,380   | 58,693,890    | 118,554,400 | 2,974,560   | 2,474,260   | 495,899,410   |
| 小児外科         |      | 401,420    | 1,670,830   | 96,400      | 2,084,000   | 22,640      | 325,290       | 1,045,110  | 186,900     | 3,945,340     | 2,486,890   | 750,070     | 799,150     | 13,814,040    |
| 甲状腺・内分泌内科    |      | 337,080    | 2,353,925   | 1,039,505   | 2,581,150   | 91,370      | 6,132,560     | 0          | 60          | 26,111,403    | 3,409,800   | 1,691,688   | 247,990     | 43,996,531    |
| 甲状腺・内分泌外科    |      | 643,710    | 3,801,814   | 420,900     | 118,500     | 68,410      | 2,970,920     | 212,310    | 41,420      | 61,433,314    | 20,729,530  | 1,774,000   | 1,734,640   | 93,949,468    |
| 心臓血管外科       |      | 225,470    | 2,994,346   | 668,475     | 16,659,000  | 209,110     | 17,200        | 109,320    | 39,650      | 11,371,144    | 11,941,865  | 1,975,826   | 1,683,420   | 47,894,826    |
| 脳神経外科        |      | 391,950    | 2,695,776   | 2,031,500   | 518,000     | 143,580     | 22,715,490    | 1,408,530  | 3,857,000   | 6,319,584     | 46,575,115  | 1,240,372   | 2,935,370   | 90,832,267    |
| 整形外科         |      | 4,187,657  | 17,720,452  | 1,911,610   | 1,245,500   | 962,834     | 30,319,872    | 5,865,641  | 16,105,862  | 24,525,951    | 95,265,426  | 12,945,713  | 10,722,170  | 221,778,688   |
| 形成外科         |      | 738,177    | 2,313,056   | 106,870     | 7,000       | 166,704     | 41,800        | 3,103,141  | 6,041,852   | 4,093,991     | 4,117,169   | 521,250     | 1,775,010   | 23,026,020    |
| 産科婦人科        |      | 2,997,410  | 19,424,315  | 2,341,800   | 6,710,950   | 5,569,160   | 106,687,010   | 469,850    | 1,175,320   | 83,410,665    | 66,754,210  | 6,369,660   | 90,617,740  | 392,528,090   |
| 小児科          |      | 2,487,890  | 8,214,520   | 4,747,500   | 26,103,810  | 1,574,990   | 85,463,430    | 186,070    | 230,510     | 38,760,000    | 6,376,040   | 5,733,420   | 10,119,110  | 189,997,290   |
| 小児腫瘍内科       |      | 130,260    | 1,524,280   | 2,902,000   | 389,620     | 1,239,760   | 8,308,770     | 5,330      | 1,340,930   | 16,238,210    | 6,757,430   | 701,280     | 2,151,700   | 41,689,570    |
| 眼科           |      | 5,535,064  | 21,735,622  | 3,354,485   | 9,000       | 978,753     | 981,397,240   | 1,865,513  | 50,445,244  | 197,003,838   | 10,957,750  | 11,969,708  | 6,650,600   | 1,291,902,817 |
| 皮膚科          |      | 1,832,845  | 9,748,857   | 5,578,740   | 14,166,575  | 1,737,884   | 201,073,660   | 6,162,428  | 2,441,500   | 32,976,752    | 12,634,225  | 6,741,563   | 1,693,590   | 296,788,619   |
| 泌尿器科・副腎内分泌外科 |      | 1,712,140  | 8,809,762   | 11,233,630  | 19,762,500  | 14,501,280  | 118,052,490   | 5,798,785  | 7,108,800   | 53,709,404    | 65,486,328  | 3,959,868   | 4,432,380   | 314,567,367   |
| 耳鼻咽喉科・頭頸部外科  |      | 3,300,145  | 7,017,525   | 1,162,400   | 3,974,000   | 407,140     | 82,306,540    | 7,197,150  | 2,719,440   | 52,008,270    | 36,597,640  | 3,730,532   | 3,113,140   | 203,533,922   |
| 心身医療科        |      | 543,370    | 12,385,545  | 4,400,935   | 0           | 9,974,599   | 15,461,884    | 790        | 0           | 6,858,197     | 2,663,980   | 64,398,307  | 4,830,630   | 121,518,237   |
| 放射線科         |      | 22,560     | 35,770      | 10,000      | 0           | 600         | 910           | 0          | 0           | 263,670       | 110,500     | 20,440      | 26,370      | 490,820       |
| 放射線治療科       |      | 265,080    | 6,502,260   | 5,871,960   | 0           | 16,010      | 54,310        | 2,540      | 240,760     | 353,800       | 12,788,080  | 222,272,400 | 1,154,360   | 249,521,560   |
| 核医学科         |      | 1,198,500  | 277,400     | 339,800     | 0           | 3,120       | 19,778,770    | 0          | 26,940      | 2,244,750     | 48,860,220  | 2,471,680   | 541,270     | 75,742,450    |
| 麻酔・疼痛緩和科     |      | 133,480    | 1,876,039   | 92,635      | 57,000      | 6,261,752   | 91,920        | 20,550     | 2,294,216   | 415,572       | 518,370     | 1,248,900   | 255,740     | 13,266,174    |
| 歯科口腔外科       |      | 4,074,690  | 3,876,860   | 3,431,570   | 3,000       | 154,193     | 9,928,160     | 4,436,289  | 7,252,633   | 6,594,432     | 17,523,188  | 1,749,470   | 2,870,370   | 61,894,855    |
| 救急科          |      | 6,080,244  | 1,665,790   | 3,480,060   | 3,903,030   | 726,033     | 671,404       | 1,166,657  | 895,468     | 9,822,006     | 11,976,201  | 128,310     | 4,743,120   | 45,258,323    |
| リハビリテーション科   |      | 0          | 1,512,791   | 0           | 0           | 0           | 0             | 0          | 0           | 0             | 0           | 6,444,434   | 172,380     | 8,129,605     |
| 放射線健康相談      |      | 19,740     | 435,520     | 121,600     | 399,700     | 4,580       | 35,300        | 0          | 0           | 4,792,650     | 168,830     | 266,100     | 121,550     | 6,365,570     |
| 計            |      | 45,685,102 | 214,670,138 | 132,874,375 | 410,319,775 | 293,165,838 | 3,495,189,302 | 47,149,824 | 152,343,155 | 1,418,096,768 | 995,633,454 | 409,758,727 | 189,149,980 | 7,804,036,438 |

第19表 診療科・診療行為別入院患者1人1日当たり平均診療稼働額

単位：円

| 診療科          | 診療行為 | 初診料   | 指導料   | 在宅療養料 | 投薬料   | 注射料     | 処置料      | 手術料       | 検査料     | 画像診断料   | 理学療法料   | 入院料       | その他      | 計         |
|--------------|------|-------|-------|-------|-------|---------|----------|-----------|---------|---------|---------|-----------|----------|-----------|
| 循環器内科        |      | 86    | 701   | 437   | 1,423 | 200     | 797      | 87,570    | 3,015   | 197     | 1,090   | 52,808    | 29       | 148,352   |
| 血液内科         |      | 5     | 536   | 12    | 2,829 | 9,143   | 462      | 14,491    | 1,629   | 340     | 1,168   | 61,088    | 47       | 91,750    |
| 消化器内科        |      | 31    | 779   | 67    | 765   | 669     | 221      | 17,719    | 1,610   | 138     | 816     | 40,703    | 31       | 63,549    |
| リウマチ・膠原病内科   |      | 22    | 264   | 99    | 953   | 2,391   | 775      | 694       | 1,147   | 368     | 767     | 38,835    | 23       | 46,339    |
| 腎臓・高血圧内科     |      | 34    | 454   | 459   | 943   | 1,140   | 4,143    | 2,335     | 962     | 139     | 513     | 37,112    | 18       | 48,252    |
| 糖尿病・内分泌代謝内科  |      | 12    | 493   | 175   | 245   | 19      | 195      | 663       | 469     | 90      | 110     | 54,082    | 0        | 56,553    |
| 神経内科         |      | 42    | 339   | 130   | 436   | 1,287   | 256      | 1,182     | 442     | 341     | 2,828   | 42,806    | 71       | 50,161    |
| 呼吸器内科        |      | 18    | 503   | 265   | 957   | 1,502   | 449      | 965       | 1,986   | 350     | 1,812   | 37,106    | 53       | 45,966    |
| 腫瘍内科         |      |       | 502   | 0     | 525   | 218,165 | 63       | 0         | 2,133   | 398     | 0       | 31,897    | 561      | 254,244   |
| 総合内科         |      | 58    | 430   | 35    | 158   | 211     | 39       | 4,396     | 1,209   | 173     | 1,180   | 39,874    | 47       | 47,810    |
| 呼吸器外科        |      | 9     | 565   | 19    | 887   | 2,298   | 304      | 51,481    | 1,443   | 156     | 2,444   | 43,975    | 751      | 104,332   |
| 消化管外科        |      | 19    | 433   | 115   | 378   | 806     | 374      | 25,569    | 660     | 192     | 1,797   | 38,729    | 22       | 69,095    |
| 肝胆膵・移植外科     |      | 6     | 464   | 33    | 506   | 777     | 132      | 31,366    | 998     | 287     | 1,196   | 39,000    | 18       | 74,783    |
| 乳腺外科         |      | 2     | 764   | 46    | 244   | 2,562   | 62       | 22,491    | 1,153   | 119     | 1,581   | 41,289    | 44       | 70,358    |
| 小児外科         |      | 67    | 84    | 6     | 467   | 3,405   | 1,284    | 33,874    | 740     | 115     | 98      | 52,926    | 111      | 93,176    |
| 甲状腺・内分泌外科    |      | 7     | 535   | 13    | 2,079 | 46      | 240      | 39,137    | 1,517   | 116     | 389     | 42,856    | 7        | 86,941    |
| 心臓血管外科       |      | 39    | 314   | 144   | 249   | 1,751   | 6,235    | 135,087   | 914     | 179     | 1,511   | 54,263    | 36       | 200,722   |
| 脳神経外科        |      | 39    | 456   | 36    | 310   | 373     | 240      | 52,426    | 744     | 428     | 5,266   | 44,568    | 45       | 104,930   |
| 整形外科         |      | 17    | 419   | 15    | 366   | 443     | 298      | 43,211    | 456     | 280     | 1,946   | 33,191    | 8        | 80,649    |
| 形成外科         |      | 7     | 288   | 41    | 389   | 257     | 1,109    | 27,185    | 481     | 123     | 629     | 34,439    | 19       | 64,967    |
| 産科           |      | 101   | 279   | 36    | 117   | 261     | 15       | 9,287     | 550     | 42      | 31      | 44,501    | 11,901   | 67,120    |
| 婦人科          |      | 13    | 574   | 32    | 378   | 868     | 85       | 22,238    | 699     | 173     | 2,782   | 40,443    | 23       | 68,308    |
| 小児科          |      | 86    | 143   | 220   | 502   | 3,844   | 1,759    | 6,928     | 981     | 127     | 452     | 68,782    | 136      | 83,962    |
| 小児腫瘍内科       |      | 5     | 244   | 87    | 883   | 20,392  | 28       | 13,263    | 245     | 251     | 3,173   | 59,073    | 53       | 97,697    |
| 眼科           |      | 52    | 387   | 5     | 120   | 45      | 228      | 45,622    | 159     | 45      | 2       | 32,890    | 0        | 79,555    |
| 皮膚科          |      | 32    | 487   | 33    | 1,600 | 5,247   | 1,290    | 3,730     | 1,066   | 308     | 1,328   | 34,352    | 16       | 49,489    |
| 泌尿器科・副腎内分泌外科 |      | 16    | 514   | 15    | 316   | 1,498   | 510      | 23,611    | 857     | 188     | 481     | 37,034    | 150      | 65,191    |
| 耳鼻咽喉科・頭頸部外科  |      | 42    | 530   | 9     | 243   | 1,843   | 150      | 24,401    | 896     | 128     | 5,402   | 35,006    | 16       | 68,666    |
| 心身医療科        |      | 7     | 390   | 0     | 1,490 | 507     | 62       | 44        | 902     | 817     | 1,570   | 22,106    | 1        | 27,896    |
| 放射線科         |      | 0     | 972   | 0     | 1     | 0       | 0        | 0         | 8,218   | 614     | 0       | 48,651    | 0        | 58,455    |
| 放射線治療科       |      | 0     | 1,106 | 0     | 2,754 | 0       | 0        | 38        | 17      | 10      | 32,731  | 32,618    | 0        | 69,274    |
| 核医学科         |      | 0     | 577   | 35    | 31    | 0       | 0        | 0         | 535     | 249     | 1,904   | 90,359    | 0        | 93,689    |
| 麻酔・疼痛緩和科     |      | 0     | 275   | 51    | 489   | 90      | 2,056    | 6,230     | 1,632   | 68      | 1,016   | 22,903    | 33       | 34,844    |
| 歯科口腔外科       |      | 17    | 359   | 0     | 582   | 2,569   | 331      | 16,550    | 1,733   | 619     | 37      | 25,597    | 31       | 48,425    |
| 救急科          |      | 600   | 522   | 329   | 398   | 3,483   | 3,814    | 30,674    | 1,228   | 2,536   | 1,286   | 104,861   | 409      | 150,140   |
| (結核)         |      | (35)  | (456) | (1)   | (544) | (2,001) | (1,228)  | (1,430)   | (3,164) | (785)   | (753)   | (24,144)  | (47)     | (34,588)  |
| (ICU)        |      | (99)  | (523) | (45)  | (266) | (6,212) | (19,529) | (568,295) | (4,491) | (374)   | (453)   | (128,699) | (295)    | (729,279) |
| (NICU)       |      | (71)  | (57)  | (10)  | (135) | (876)   | (735)    | (9,516)   | (579)   | (160)   | (393)   | (78,269)  | (205)    | (91,006)  |
| (MFICU)      |      | (200) | (302) | (20)  | (8)   | (317)   | (3)      | (21,808)  | (310)   | (81)    | (106)   | (67,771)  | (13,222) | (104,147) |
| (救命救急センター)   |      | (663) | (491) | (307) | (285) | (3,022) | (4,385)  | (72,893)  | (1,654) | (2,186) | (1,044) | (115,765) | (454)    | (203,149) |
| 平均           |      | 45    | 452   | 102   | 726   | 2,403   | 756      | 27,816    | 1,036   | 285     | 1,625   | 44,554    | 541      | 80,340    |

※ 結核・ICU・NICU(GCU含)・MFICU・救命救急センターは再掲。

第20表 診療科・診療行為別外来患者1人1日当り平均診療稼働額

単位：円

| 診療科          | 診療行為<br>初診料 | 再診料 | 指導料   | 在宅療養料 | 投薬料    | 注射料    | 処置料 | 手術料   | 検査料    | 画像診断料  | 理学療法料  | 自費等   | 計      |
|--------------|-------------|-----|-------|-------|--------|--------|-----|-------|--------|--------|--------|-------|--------|
| 循環器内科        | 66          | 562 | 448   | 3,409 | 1,223  | 5,012  | 125 | 12    | 5,191  | 2,090  | 405    | 310   | 18,853 |
| 血液内科         | 63          | 603 | 827   | 6,752 | 25,250 | 23,622 | 92  | 2,702 | 10,164 | 3,713  | 325    | 346   | 74,460 |
| 消化器内科        | 82          | 579 | 251   | 77    | 128    | 11,369 | 52  | 538   | 7,573  | 2,745  | 273    | 260   | 23,928 |
| リウマチ・膠原病内科   | 54          | 569 | 405   | 513   | 130    | 13,312 | 1   | 1     | 5,398  | 1,072  | 514    | 134   | 22,103 |
| 腎臓・高血圧内科     | 47          | 611 | 302   | 8,299 | 197    | 7,294  | 285 | 6     | 6,055  | 644    | 512    | 114   | 24,367 |
| 糖尿病・内分泌代謝内科  | 23          | 506 | 96    | 3,987 | 140    | 295    | 0   | 0     | 4,890  | 542    | 491    | 111   | 11,081 |
| 神経内科         | 77          | 608 | 916   | 811   | 150    | 230    | 0   | 484   | 2,138  | 2,328  | 477    | 309   | 8,528  |
| 呼吸器内科        | 83          | 569 | 312   | 2,908 | 642    | 22,804 | 17  | 13    | 5,845  | 4,914  | 379    | 232   | 38,719 |
| 腫瘍内科         | 3           | 525 | 181   | 3     | 879    | 64,842 | 0   | 2     | 2,791  | 2,418  | 383    | 336   | 72,363 |
| 漢方内科         | 30          | 648 | 9     | 0     | 3      | 0      | 0   | 0     | 301    | 0      | 657    | 11    | 1,659  |
| 総合内科         | 427         | 414 | 301   | 149   | 44     | 54     | 0   | 2     | 8,632  | 3,185  | 286    | 574   | 14,070 |
| 呼吸器外科        | 46          | 596 | 1,181 | 1,156 | 112    | 28,307 | 2   | 49    | 6,230  | 10,278 | 246    | 485   | 48,688 |
| 消化管外科        | 56          | 533 | 1,269 | 424   | 159    | 27,458 | 64  | 447   | 3,964  | 7,603  | 300    | 490   | 42,766 |
| 肝胆膵・移植外科     | 52          | 554 | 1,558 | 2     | 1,559  | 5,707  | 12  | 948   | 5,694  | 7,486  | 350    | 502   | 24,422 |
| 乳腺外科         | 53          | 558 | 1,286 | 7     | 79     | 26,529 | 1   | 369   | 5,413  | 10,933 | 274    | 228   | 45,730 |
| 小児外科         | 197         | 819 | 47    | 1,022 | 11     | 160    | 513 | 92    | 1,935  | 1,220  | 368    | 392   | 6,775  |
| 甲状腺・内分泌内科    | 91          | 638 | 282   | 700   | 25     | 1,663  | 0   | 0     | 7,082  | 925    | 459    | 67    | 11,933 |
| 甲状腺・内分泌外科    | 101         | 595 | 66    | 19    | 11     | 465    | 33  | 6     | 9,618  | 3,246  | 278    | 272   | 14,709 |
| 心臓血管外科       | 46          | 605 | 135   | 3,364 | 42     | 3      | 22  | 8     | 2,296  | 2,412  | 399    | 340   | 9,672  |
| 脳神経外科        | 85          | 584 | 440   | 112   | 31     | 4,918  | 305 | 835   | 1,368  | 10,083 | 269    | 635   | 19,665 |
| 整形外科         | 150         | 634 | 68    | 45    | 34     | 1,085  | 210 | 576   | 877    | 3,408  | 463    | 384   | 7,933  |
| 形成外科         | 223         | 698 | 32    | 2     | 50     | 13     | 937 | 1,824 | 1,236  | 1,243  | 157    | 536   | 6,952  |
| 産科婦人科        | 109         | 709 | 85    | 245   | 203    | 3,893  | 17  | 43    | 3,043  | 2,436  | 232    | 3,306 | 14,322 |
| 小児科          | 242         | 800 | 462   | 2,543 | 153    | 8,325  | 18  | 22    | 3,776  | 621    | 558    | 986   | 18,507 |
| 小児腫瘍内科       | 63          | 737 | 1,404 | 188   | 600    | 4,020  | 3   | 649   | 7,856  | 3,269  | 339    | 1,041 | 20,169 |
| 眼科           | 164         | 644 | 99    | 0     | 29     | 29,074 | 55  | 1,494 | 5,836  | 325    | 355    | 197   | 38,273 |
| 皮膚科          | 112         | 596 | 341   | 866   | 106    | 12,291 | 377 | 149   | 2,016  | 772    | 412    | 104   | 18,141 |
| 泌尿器科・副腎内分泌外科 | 109         | 561 | 715   | 1,258 | 923    | 7,516  | 369 | 453   | 3,420  | 4,170  | 252    | 282   | 20,028 |
| 耳鼻咽喉科・頭頸部外科  | 274         | 584 | 97    | 331   | 34     | 6,845  | 599 | 226   | 4,325  | 3,044  | 310    | 259   | 16,927 |
| 心身医療科        | 29          | 663 | 236   | 0     | 534    | 828    | 0   | 0     | 367    | 143    | 3,448  | 259   | 6,506  |
| 放射線科         | 223         | 354 | 99    | 0     | 6      | 9      | 0   | 0     | 2,611  | 1,094  | 202    | 261   | 4,860  |
| 放射線治療科       | 24          | 579 | 523   | 0     | 1      | 5      | 0   | 21    | 32     | 1,139  | 19,805 | 103   | 22,233 |
| 核医学科         |             |     | 321   | 0     | 3      | 18,659 | 0   | 25    | 2,118  | 46,095 | 2,332  | 511   | 71,455 |
| 麻酔・疼痛緩和科     | 18          | 251 | 12    | 8     | 838    | 12     | 3   | 307   | 56     | 69     | 167    | 34    | 1,776  |
| 歯科口腔外科       | 504         | 479 | 424   | 0     | 19     | 1,227  | 548 | 896   | 815    | 2,166  | 216    | 355   | 7,650  |
| 救急科          | 2,270       | 622 | 1,299 | 1,457 | 271    | 251    | 436 | 334   | 3,668  | 4,472  | 48     | 1,771 | 16,900 |
| リハビリテーション科   | 0           | 461 | 0     | 0     | 0      | 0      | 0   | 0     | 0      | 0      | 1,965  | 53    | 2,479  |
| 放射線健康相談      | 27          | 603 | 168   | 554   | 6      | 49     | 0   | 0     | 6,638  | 234    | 369    | 168   | 8,817  |
| 平均           | 128         | 600 | 372   | 1,147 | 820    | 9,773  | 132 | 426   | 3,965  | 2,784  | 1,146  | 529   | 21,821 |

※ 入院中他科受診患者を含めない外来患者数で算出。

第21表 薬剤管理指導件数

| 病棟     |          | 1回    | 2回    | 3回  | 4回    | 人数     | 合計件数   |
|--------|----------|-------|-------|-----|-------|--------|--------|
| きぼう棟   | 2階北病棟    | 13    | 8     | 9   | 23    | 53     | 148    |
|        | ICU      | 14    | 2     | 0   | 1     | 17     | 22     |
|        | 5階東病棟    | 580   | 121   | 35  | 7     | 743    | 955    |
|        | 5階西病棟    | 513   | 108   | 12  | 1     | 634    | 769    |
|        | 6階東病棟    | 1,020 | 69    | 1   | 1     | 1,091  | 1,165  |
|        | 6階西病棟    | 306   | 80    | 31  | 6     | 423    | 583    |
|        | 7階東病棟    | 398   | 145   | 59  | 24    | 626    | 961    |
|        | 8階東病棟    | 784   | 125   | 20  | 8     | 937    | 1,126  |
|        | 8階西病棟    | 659   | 94    | 18  | 4     | 775    | 917    |
|        | 9階東病棟    | 498   | 128   | 21  | 5     | 652    | 837    |
|        | 9階西病棟    | 532   | 138   | 27  | 2     | 699    | 897    |
| 10階東病棟 | 922      | 158   | 19    | 2   | 1,101 | 1,303  |        |
| みらい棟   | 救命救急センター | 8     | 1     | 0   | 0     | 9      | 10     |
|        | 3階東病棟    | 360   | 45    | 17  | 6     | 428    | 525    |
|        | MFICU    | 2     | 1     | 2   | 5     | 10     | 30     |
|        | NICU     | 30    | 5     | 0   | 0     | 35     | 40     |
|        | 4階東病棟    | 563   | 226   | 59  | 14    | 862    | 1,248  |
|        | 4階西病棟    | 296   | 100   | 43  | 9     | 448    | 661    |
|        | 5階東病棟    | 268   | 108   | 52  | 35    | 463    | 780    |
|        | PICU     | 3     | 0     | 0   | 0     | 3      | 3      |
|        | 心身医療科病棟  | 29    | 12    | 1   | 0     | 42     | 56     |
| 合計     |          | 7,798 | 1,674 | 426 | 153   | 10,051 | 13,036 |

第22表 薬剤部調剤薬処方数

| 項目<br>月 | 入院                   |         | 外来(院内) |        | 計                    |         | 院外処方    |      |
|---------|----------------------|---------|--------|--------|----------------------|---------|---------|------|
|         | 処方枚数                 | 調剤数     | 処方枚数   | 調剤数    | 処方枚数                 | 調剤数     | 処方枚数    | 発行率  |
| 4月      | 7,379<br>(31,431)    | 14,726  | 1,228  | 2,559  | 8,607<br>(31,431)    | 17,285  | 14,450  | 92.2 |
| 5月      | 11,575<br>(64,012)   | 22,261  | 1,379  | 3,052  | 12,954<br>(64,012)   | 25,313  | 15,197  | 91.7 |
| 6月      | 11,186<br>(68,196)   | 21,708  | 1,281  | 2,789  | 12,467<br>(68,196)   | 24,497  | 14,660  | 92.0 |
| 7月      | 11,270<br>(65,343)   | 21,572  | 1,379  | 3,037  | 12,649<br>(65,343)   | 24,609  | 15,271  | 91.7 |
| 8月      | 11,475<br>(64,566)   | 22,617  | 1,363  | 3,035  | 12,838<br>(64,566)   | 25,652  | 15,248  | 91.8 |
| 9月      | 11,102<br>(66,664)   | 21,645  | 1,257  | 2,828  | 12,359<br>(66,664)   | 24,473  | 13,598  | 91.5 |
| 10月     | 12,231<br>(69,279)   | 23,883  | 1,324  | 2,936  | 13,555<br>(69,279)   | 26,819  | 15,951  | 92.3 |
| 11月     | 12,157<br>(64,900)   | 24,030  | 1,292  | 2,929  | 13,449<br>(64,900)   | 26,959  | 15,159  | 92.1 |
| 12月     | 12,213<br>(65,751)   | 24,017  | 1,342  | 2,858  | 13,555<br>(65,751)   | 26,875  | 15,004  | 91.8 |
| 1月      | 11,549<br>(67,717)   | 22,099  | 1,349  | 2,940  | 12,898<br>(67,717)   | 25,039  | 14,748  | 91.6 |
| 2月      | 11,555<br>(64,981)   | 22,502  | 1,135  | 2,529  | 12,690<br>(64,981)   | 25,031  | 13,880  | 92.4 |
| 3月      | 12,726<br>(72,607)   | 24,933  | 1,289  | 2,836  | 14,015<br>(72,607)   | 27,769  | 15,437  | 92.3 |
| 計       | 136,418<br>(765,447) | 265,993 | 15,618 | 34,328 | 152,036<br>(765,447) | 300,321 | 178,603 | 92.0 |

※ ( )内は入院注射オーダー件数を示す。

第23表 診療科・月別手術件数(手術部)

単位：件

| 診療科          | 4月  | 5月  | 6月  | 7月  | 8月  | 9月  | 10月 | 11月 | 12月 | 1月  | 2月  | 3月  | 計     |
|--------------|-----|-----|-----|-----|-----|-----|-----|-----|-----|-----|-----|-----|-------|
| 循環器内科        | 11  | 8   | 12  | 15  | 15  | 10  | 14  | 12  | 9   | 13  | 6   | 9   | 134   |
| 血液内科         | 0   | 0   | 0   | 0   | 0   | 0   | 0   | 1   | 0   | 0   | 1   | 0   | 2     |
| 消化器内科        | 8   | 4   | 7   | 8   | 8   | 13  | 9   | 8   | 10  | 8   | 9   | 5   | 97    |
| 腎臓・高血圧内科     | 2   | 3   | 4   | 4   | 2   | 2   | 4   | 2   | 2   | 1   | 4   | 4   | 34    |
| 呼吸器内科        | 2   | 1   | 1   | 0   | 0   | 1   | 0   | 1   | 0   | 1   | 1   | 2   | 10    |
| 呼吸器外科        | 24  | 17  | 15  | 20  | 18  | 20  | 25  | 22  | 18  | 22  | 16  | 17  | 234   |
| 消化管外科        | 39  | 49  | 41  | 31  | 38  | 34  | 38  | 37  | 33  | 40  | 43  | 40  | 463   |
| 肝胆膵・移植外科     | 18  | 24  | 16  | 18  | 30  | 18  | 26  | 18  | 15  | 21  | 21  | 23  | 248   |
| 乳腺外科         | 14  | 12  | 13  | 14  | 17  | 13  | 12  | 13  | 15  | 13  | 13  | 11  | 160   |
| 小児外科         | 15  | 14  | 22  | 23  | 23  | 24  | 18  | 17  | 20  | 16  | 21  | 19  | 232   |
| 甲状腺・内分泌外科    | 10  | 11  | 16  | 18  | 17  | 17  | 17  | 18  | 22  | 19  | 24  | 20  | 209   |
| 心臓血管外科       | 31  | 24  | 28  | 22  | 27  | 25  | 36  | 32  | 23  | 26  | 26  | 33  | 333   |
| 脳神経外科        | 22  | 25  | 23  | 17  | 24  | 22  | 22  | 22  | 22  | 20  | 24  | 24  | 267   |
| 整形外科         | 93  | 80  | 89  | 106 | 91  | 81  | 96  | 98  | 95  | 87  | 83  | 92  | 1,091 |
| 形成外科         | 14  | 16  | 13  | 19  | 24  | 16  | 23  | 21  | 17  | 19  | 23  | 24  | 229   |
| 産科婦人科        | 26  | 29  | 26  | 33  | 32  | 24  | 28  | 15  | 19  | 29  | 29  | 37  | 327   |
| 小児腫瘍内科       | 0   | 0   | 0   | 0   | 1   | 1   | 0   | 0   | 0   | 0   | 0   | 0   | 2     |
| 眼科           | 99  | 106 | 130 | 127 | 101 | 106 | 101 | 116 | 85  | 107 | 120 | 143 | 1,341 |
| 皮膚科          | 12  | 12  | 9   | 9   | 14  | 12  | 12  | 9   | 10  | 9   | 5   | 5   | 118   |
| 泌尿器科・副腎内分泌外科 | 38  | 49  | 50  | 46  | 39  | 41  | 40  | 52  | 47  | 53  | 41  | 36  | 532   |
| 耳鼻咽喉科・頭頸部外科  | 34  | 36  | 31  | 41  | 27  | 25  | 34  | 33  | 26  | 32  | 39  | 36  | 394   |
| 心身医療科        | 0   | 4   | 12  | 2   | 0   | 2   | 11  | 6   | 7   | 1   | 5   | 12  | 62    |
| 放射線科         | 0   | 0   | 0   | 0   | 0   | 1   | 0   | 0   | 0   | 0   | 0   | 1   | 2     |
| 麻酔・疼痛緩和科     | 0   | 1   | 1   | 0   | 0   | 1   | 0   | 0   | 1   | 0   | 0   | 2   | 6     |
| 歯科口腔外科       | 9   | 8   | 8   | 13  | 12  | 12  | 7   | 9   | 7   | 13  | 10  | 16  | 124   |
| 計            | 521 | 533 | 567 | 586 | 560 | 521 | 573 | 562 | 503 | 550 | 564 | 611 | 6,651 |

第24表 月別分娩件数

単位：人

| 正常・異常 | 4月 | 5月 | 6月 | 7月 | 8月 | 9月 | 10月 | 11月 | 12月 | 1月 | 2月 | 3月 | 計   |
|-------|----|----|----|----|----|----|-----|-----|-----|----|----|----|-----|
| 正常分娩  | 18 | 24 | 15 | 23 | 17 | 15 | 12  | 19  | 13  | 21 | 14 | 11 | 202 |
| 異常分娩  | 17 | 18 | 19 | 23 | 22 | 10 | 26  | 22  | 14  | 27 | 21 | 25 | 244 |
| 計     | 35 | 42 | 34 | 46 | 39 | 25 | 38  | 41  | 27  | 48 | 35 | 36 | 446 |

第25表 食種別患者給食人員

単位：人

| 区 分      | 調乳     | 離乳食   | 小児食   | 学令期食  | 成人食     | 遅延食 | かゆ食    | 流動食   | 特別食     | 計       |
|----------|--------|-------|-------|-------|---------|-----|--------|-------|---------|---------|
| 給食延人員    | 10,095 | 2,212 | 7,442 | 5,143 | 194,582 | 932 | 50,392 | 9,037 | 237,157 | 516,992 |
| 1日平均給食人員 | 28     | 6     | 20    | 14    | 533     | 3   | 138    | 25    | 650     | 1,416   |

第26表 食品別給食材料購入額

単位：千円

| 精 米    | 麵 類   | パ ン 類 | 野 菜・くだもの | 肉 類     | 魚 類    |
|--------|-------|-------|----------|---------|--------|
| 10,182 | 1,434 | 1,439 | 50,801   | 10,445  | 25,178 |
| 乳 類    | 鶏 卵   | 豆 腐 類 | そ の 他    | 計       |        |
| 9,835  | 519   | 1,815 | 54,888   | 166,536 |        |

第27表 栄養指導件数

| 区 分           | 入院    |    |       | 外来  |     |     | 合 計   |
|---------------|-------|----|-------|-----|-----|-----|-------|
|               | 個人    | 集団 | 計     | 個人  | 集団  | 計   |       |
| 糖 尿 病         | 356   | 30 | 386   | 168 | 0   | 168 | 554   |
| 糖 尿 病 性 腎 症   | 4     | 0  | 4     | 10  | 0   | 10  | 14    |
| 肥 満 症         | 16    | 0  | 16    | 53  | 0   | 53  | 69    |
| 脂 質 異 常 症     | 24    | 0  | 24    | 8   | 0   | 8   | 32    |
| 痛 風           | 2     | 0  | 2     | 6   | 0   | 6   | 8     |
| 心 疾 患         | 117   | 0  | 117   | 14  | 0   | 14  | 131   |
| 肝 臓 病         | 124   | 0  | 124   | 20  | 0   | 20  | 144   |
| 膵 臓 病         | 16    | 0  | 16    | 9   | 0   | 9   | 25    |
| 腎 臓 病         | 110   | 0  | 110   | 43  | 0   | 43  | 153   |
| 消 化 器         | 493   | 0  | 493   | 21  | 0   | 21  | 514   |
| 妊娠高血圧症候群など    | 2     | 0  | 2     | 0   | 0   | 0   | 2     |
| 母 親 学 級       | 0     | 0  | 0     | 0   | 74  | 74  | 74    |
| 糖 尿 病 教 室     | 0     | 0  | 0     | 0   | 0   | 0   | 0     |
| 肝 臓 病 教 室     | 0     | 0  | 0     | 0   | 39  | 39  | 39    |
| 糖 尿 病 透 析 予 防 | 0     | 0  | 0     | 9   | 0   | 9   | 9     |
| 看 護 の 日       | 0     | 0  | 0     | 0   | 19  | 19  | 19    |
| 小 児 健 康 教 室   | 0     | 0  | 0     | 0   | 6   | 6   | 6     |
| そ の 他         | 81    | 0  | 81    | 143 | 0   | 143 | 224   |
| 計             | 1,345 | 30 | 1,375 | 504 | 138 | 642 | 2,017 |

第28表 紹介率

単位：人

|                    | 4月    | 5月    | 6月    | 7月    | 8月    | 9月    | 10月   | 11月   | 12月   | 1月    | 2月    | 3月    | 合計     |
|--------------------|-------|-------|-------|-------|-------|-------|-------|-------|-------|-------|-------|-------|--------|
| 初 診 患 者 数          | 1,380 | 1,468 | 1,310 | 1,480 | 1,508 | 1,248 | 1,472 | 1,400 | 1,284 | 1,380 | 1,291 | 1,515 | 16,736 |
| 他からの紹介患者数+救急車搬入患者数 | 1,046 | 1,087 | 1,008 | 1,106 | 1,157 | 945   | 1,168 | 1,110 | 995   | 1,045 | 1,027 | 1,188 | 12,882 |
| 初診患者数のうち休日夜間受診患者数  | 234   | 240   | 169   | 263   | 256   | 228   | 179   | 193   | 248   | 286   | 161   | 209   | 2,666  |
| 紹介率 (%)            | 91.3  | 88.5  | 88.3  | 90.9  | 92.4  | 92.6  | 90.3  | 92.0  | 96.0  | 95.5  | 90.9  | 91.0  | 91.6   |

※ 紹介率 = (他からの紹介患者数 + 救急搬送患者数) ÷ (初診患者数 - 初診患者のうち休日・夜間受診者数)

第29表 逆紹介率

単位：人

|                   | 4月    | 5月    | 6月    | 7月    | 8月    | 9月    | 10月   | 11月   | 12月   | 1月    | 2月    | 3月    | 合計     |
|-------------------|-------|-------|-------|-------|-------|-------|-------|-------|-------|-------|-------|-------|--------|
| 初 診 患 者 数         | 1,380 | 1,468 | 1,310 | 1,480 | 1,508 | 1,248 | 1,472 | 1,400 | 1,284 | 1,380 | 1,291 | 1,515 | 16,736 |
| 他への紹介患者数          | 740   | 757   | 841   | 854   | 786   | 739   | 863   | 794   | 831   | 752   | 797   | 1,040 | 9,794  |
| 初診患者数のうち休日夜間受診患者数 | 234   | 240   | 169   | 263   | 256   | 228   | 179   | 193   | 248   | 286   | 161   | 209   | 2,666  |
| 逆紹介率 (%)          | 64.6  | 61.6  | 73.7  | 70.2  | 62.8  | 72.5  | 66.7  | 65.8  | 80.2  | 68.7  | 70.5  | 79.6  | 69.6   |

※ 逆紹介率 = 他への紹介患者数 ÷ (初診患者数 - 初診患者のうち休日・夜間受診者数)

第30表 病類・月別入院・退院患者数

単位：人

| 月  | 入 院    |    |    |     |        | 退 院    |    |    |     |        |
|----|--------|----|----|-----|--------|--------|----|----|-----|--------|
|    | 一般     | 結核 | 感染 | 心身  | 計      | 一般     | 結核 | 感染 | 心身  | 計      |
| 4  | 1,314  | 1  | 0  | 23  | 1,338  | 1,323  | 0  | 0  | 25  | 1,348  |
| 5  | 1,384  | 2  | 0  | 23  | 1,409  | 1,287  | 4  | 0  | 29  | 1,320  |
| 6  | 1,285  | 1  | 0  | 12  | 1,298  | 1,370  | 3  | 0  | 15  | 1,388  |
| 7  | 1,444  | 4  | 0  | 24  | 1,472  | 1,349  | 0  | 0  | 25  | 1,374  |
| 8  | 1,326  | 4  | 0  | 20  | 1,350  | 1,342  | 4  | 0  | 25  | 1,371  |
| 9  | 1,287  | 1  | 0  | 21  | 1,309  | 1,328  | 0  | 0  | 26  | 1,354  |
| 10 | 1,371  | 2  | 0  | 24  | 1,397  | 1,327  | 2  | 0  | 29  | 1,358  |
| 11 | 1,377  | 6  | 1  | 24  | 1,408  | 1,348  | 4  | 1  | 29  | 1,382  |
| 12 | 1,266  | 2  | 0  | 23  | 1,291  | 1,482  | 2  | 0  | 33  | 1,517  |
| 1  | 1,445  | 1  | 0  | 26  | 1,472  | 1,172  | 4  | 0  | 27  | 1,203  |
| 2  | 1,362  | 3  | 0  | 22  | 1,387  | 1,371  | 1  | 0  | 19  | 1,391  |
| 3  | 1,445  | 1  | 0  | 21  | 1,467  | 1,564  | 0  | 0  | 26  | 1,590  |
| 計  | 16,306 | 28 | 1  | 263 | 16,598 | 16,263 | 24 | 1  | 308 | 16,596 |

第31表 月別入院患者死亡数及び解剖数

| 月  | 死 亡 数 | 解 剖 数 | 剖 検 率 |
|----|-------|-------|-------|
| 4  | 39 人  | 1 人   | 2.6 % |
| 5  | 32    | 1     | 3.1   |
| 6  | 21    | 0     | 0.0   |
| 7  | 36    | 3     | 8.3   |
| 8  | 34    | 1     | 2.9   |
| 9  | 32    | 4     | 12.5  |
| 10 | 29    | 0     | 0.0   |
| 11 | 19    | 1     | 5.3   |
| 12 | 29    | 3     | 10.3  |
| 1  | 45    | 3     | 6.7   |
| 2  | 33    | 1     | 3.0   |
| 3  | 26    | 1     | 3.8   |
| 計  | 375   | 19    | 5.1   |

第32表 月別放射線部検査件数

単位：件

| 月  | 単 純<br>撮 影 | 造 影<br>撮 影 | 透 視<br>撮 影 | 血 管<br>撮 影 | 放射線<br>治 療 | 核医学<br>検 査 | P E T | C T    | M R I | 救 急<br>撮 影 | 救 急<br>C T | 計       |
|----|------------|------------|------------|------------|------------|------------|-------|--------|-------|------------|------------|---------|
| 4  | 6,991      | 215        | 71         | 131        | 1,431      | 185        | 244   | 1,766  | 759   | 390        | 246        | 12,429  |
| 5  | 7,060      | 232        | 75         | 139        | 1,237      | 164        | 257   | 1,800  | 799   | 415        | 245        | 12,423  |
| 6  | 7,329      | 232        | 75         | 125        | 1,631      | 183        | 265   | 1,659  | 794   | 374        | 216        | 12,883  |
| 7  | 7,025      | 218        | 60         | 135        | 1,416      | 200        | 283   | 1,699  | 800   | 370        | 247        | 12,453  |
| 8  | 7,355      | 218        | 60         | 260        | 1,047      | 168        | 258   | 1,784  | 825   | 340        | 249        | 12,564  |
| 9  | 6,837      | 198        | 60         | 126        | 1,047      | 168        | 252   | 1,537  | 696   | 673        | 262        | 11,856  |
| 10 | 7,606      | 245        | 79         | 175        | 1,288      | 187        | 316   | 2,018  | 846   | 414        | 255        | 13,429  |
| 11 | 6,489      | 245        | 79         | 156        | 1,288      | 187        | 282   | 1,843  | 846   | 359        | 237        | 12,011  |
| 12 | 6,947      | 204        | 73         | 115        | 1,371      | 167        | 289   | 1,750  | 775   | 448        | 272        | 12,411  |
| 1  | 7,524      | 208        | 53         | 114        | 1,353      | 175        | 276   | 1,697  | 709   | 421        | 298        | 12,828  |
| 2  | 6,796      | 214        | 70         | 121        | 1,408      | 162        | 282   | 1,651  | 747   | 354        | 214        | 12,019  |
| 3  | 7,712      | 256        | 69         | 121        | 1,375      | 175        | 307   | 1,862  | 841   | 373        | 274        | 13,365  |
| 計  | 85,671     | 2,685      | 824        | 1,718      | 15,892     | 2,121      | 3,311 | 21,066 | 9,437 | 4,931      | 3,015      | 150,671 |

第33表 月別人工腎臓使用数

| 月  | 実 人 員 | 件 数   |
|----|-------|-------|
| 4  | 25    | 130   |
| 5  | 30    | 186   |
| 6  | 40    | 211   |
| 7  | 32    | 164   |
| 8  | 32    | 144   |
| 9  | 29    | 143   |
| 10 | 26    | 132   |
| 11 | 37    | 189   |
| 12 | 33    | 159   |
| 1  | 28    | 107   |
| 2  | 35    | 154   |
| 3  | 31    | 163   |
| 計  | 378   | 1,882 |

第34表 月別検査部検査件数

単位：件

| 月  | 一 般     | 血 液     | 微生物    | 免疫血清    | 生化学       | 生 理    | 血液ガス  | 緊 急     | 計         |
|----|---------|---------|--------|---------|-----------|--------|-------|---------|-----------|
| 4  | 13,492  | 32,832  | 3,159  | 22,160  | 186,744   | 4,131  | 814   | 26,805  | 290,137   |
| 5  | 14,089  | 34,114  | 3,530  | 22,986  | 195,650   | 4,665  | 793   | 27,497  | 303,324   |
| 6  | 13,800  | 33,993  | 3,233  | 22,888  | 191,801   | 4,377  | 868   | 25,763  | 296,723   |
| 7  | 14,452  | 34,095  | 3,392  | 23,926  | 197,869   | 4,672  | 831   | 27,817  | 307,054   |
| 8  | 14,276  | 34,513  | 3,377  | 23,372  | 198,563   | 4,669  | 771   | 25,201  | 304,742   |
| 9  | 12,935  | 30,510  | 3,359  | 21,324  | 176,639   | 4,337  | 761   | 32,772  | 282,637   |
| 10 | 15,542  | 36,629  | 3,999  | 25,303  | 210,363   | 5,192  | 794   | 27,446  | 325,268   |
| 11 | 14,864  | 34,969  | 3,468  | 23,726  | 199,495   | 4,902  | 845   | 27,587  | 309,856   |
| 12 | 13,490  | 32,605  | 3,433  | 22,421  | 192,615   | 4,444  | 736   | 33,753  | 303,497   |
| 1  | 14,246  | 32,736  | 3,445  | 22,252  | 190,591   | 4,307  | 934   | 36,390  | 304,901   |
| 2  | 14,022  | 32,934  | 3,321  | 22,340  | 190,307   | 4,592  | 767   | 27,630  | 295,913   |
| 3  | 14,360  | 36,178  | 3,471  | 25,165  | 206,916   | 5,069  | 912   | 32,412  | 324,483   |
| 計  | 169,568 | 406,108 | 41,187 | 277,863 | 2,337,553 | 55,357 | 9,826 | 351,073 | 3,648,535 |

第35表 月別検査部診療稼働点数

単位：点

| 月  | 一 般       | 血 液        | 微生物       | 免疫血清       | 生化学        | 生 理        | 血液ガス      | 緊 急       | 計           |
|----|-----------|------------|-----------|------------|------------|------------|-----------|-----------|-------------|
| 4  | 316,114   | 1,038,210  | 439,498   | 2,655,563  | 2,531,929  | 1,171,100  | 113,960   | 586,712   | 8,853,086   |
| 5  | 322,326   | 1,089,072  | 475,488   | 2,743,981  | 2,664,050  | 1,366,062  | 111,020   | 600,210   | 9,372,209   |
| 6  | 312,792   | 1,102,401  | 439,544   | 2,733,679  | 2,621,270  | 1,279,004  | 121,520   | 563,022   | 9,173,232   |
| 7  | 329,281   | 1,091,632  | 466,328   | 2,853,104  | 2,727,030  | 1,300,070  | 116,340   | 613,799   | 9,497,584   |
| 8  | 321,234   | 1,078,109  | 456,238   | 2,809,932  | 2,697,762  | 1,313,802  | 107,940   | 549,032   | 9,334,049   |
| 9  | 295,531   | 957,488    | 456,075   | 2,547,466  | 2,396,265  | 1,308,128  | 106,540   | 732,803   | 8,800,296   |
| 10 | 353,805   | 1,153,352  | 542,517   | 3,037,419  | 2,852,300  | 1,663,172  | 111,160   | 625,737   | 10,339,462  |
| 11 | 341,129   | 1,117,790  | 481,162   | 2,865,058  | 2,708,831  | 1,562,486  | 118,300   | 628,312   | 9,823,068   |
| 12 | 309,541   | 1,033,042  | 473,922   | 2,689,988  | 2,564,934  | 1,430,810  | 103,040   | 756,926   | 9,362,203   |
| 1  | 319,839   | 1,056,026  | 472,019   | 2,631,220  | 2,544,026  | 1,324,428  | 130,760   | 849,846   | 9,328,164   |
| 2  | 316,737   | 1,056,073  | 456,014   | 2,635,605  | 2,534,476  | 1,428,378  | 107,380   | 619,110   | 9,153,773   |
| 3  | 321,675   | 1,199,322  | 477,017   | 3,022,565  | 2,781,736  | 1,592,906  | 127,680   | 742,710   | 10,265,611  |
| 計  | 3,860,004 | 12,972,517 | 5,635,822 | 33,225,580 | 31,624,609 | 16,740,346 | 1,375,640 | 7,868,219 | 113,302,737 |



第36表 月別病理部検査件数

単位：件

| 月  | 細胞診   | 病理迅速 | 病理組織  | 計      |
|----|-------|------|-------|--------|
| 4  | 659   | 64   | 602   | 1,325  |
| 5  | 632   | 81   | 647   | 1,360  |
| 6  | 710   | 61   | 619   | 1,390  |
| 7  | 595   | 63   | 595   | 1,253  |
| 8  | 638   | 65   | 642   | 1,345  |
| 9  | 682   | 69   | 601   | 1,352  |
| 10 | 777   | 69   | 700   | 1,546  |
| 11 | 690   | 63   | 635   | 1,388  |
| 12 | 608   | 80   | 637   | 1,325  |
| 1  | 545   | 67   | 593   | 1,205  |
| 2  | 542   | 73   | 657   | 1,272  |
| 3  | 706   | 72   | 669   | 1,447  |
| 計  | 7,784 | 827  | 7,597 | 16,208 |

第37表 月別病理部診療稼働点数

単位：点

| 月  | 細胞診       | 病理迅速      | 病理組織      | 計          |
|----|-----------|-----------|-----------|------------|
| 4  | 114,440   | 127,360   | 700,900   | 942,700    |
| 5  | 110,340   | 161,190   | 735,300   | 1,006,830  |
| 6  | 122,920   | 121,390   | 717,240   | 961,550    |
| 7  | 104,300   | 125,370   | 687,140   | 916,810    |
| 8  | 114,890   | 129,350   | 759,380   | 1,003,620  |
| 9  | 120,360   | 137,310   | 705,200   | 962,870    |
| 10 | 135,860   | 137,310   | 819,580   | 1,092,750  |
| 11 | 122,010   | 125,370   | 737,020   | 984,400    |
| 12 | 107,850   | 159,200   | 757,660   | 1,024,710  |
| 1  | 95,190    | 133,330   | 700,900   | 929,420    |
| 2  | 96,150    | 145,270   | 743,040   | 984,460    |
| 3  | 122,960   | 143,280   | 772,280   | 1,038,520  |
| 計  | 1,367,270 | 1,645,730 | 8,835,640 | 11,848,640 |

第38表 月別内視鏡診療部検査件数

単位：件

| 月  | 通常内視鏡 |       | 治療内視鏡 |     | 超音波内視鏡 |    | ERCP<br>(胆管内視鏡) | 小腸 | カプセル | 計     |
|----|-------|-------|-------|-----|--------|----|-----------------|----|------|-------|
|    | 上部/胆膵 | 下部    | 上部    | 下部  | 上部/胆膵  | 下部 |                 |    |      |       |
| 4  | 332   | 118   | 46    | 33  | 69     | 0  | 34              | 3  | 1    | 636   |
| 5  | 312   | 117   | 45    | 43  | 48     | 3  | 36              | 2  | 2    | 608   |
| 6  | 308   | 122   | 46    | 34  | 56     | 3  | 27              | 2  | 1    | 599   |
| 7  | 329   | 123   | 60    | 26  | 53     | 3  | 22              | 0  | 4    | 620   |
| 8  | 283   | 125   | 58    | 35  | 55     | 3  | 29              | 3  | 1    | 592   |
| 9  | 289   | 107   | 59    | 20  | 47     | 0  | 22              | 1  | 1    | 546   |
| 10 | 361   | 155   | 50    | 39  | 69     | 4  | 33              | 1  | 2    | 714   |
| 11 | 345   | 141   | 55    | 37  | 53     | 2  | 30              | 1  | 2    | 666   |
| 12 | 311   | 104   | 54    | 32  | 60     | 10 | 28              | 0  | 3    | 602   |
| 1  | 292   | 106   | 54    | 32  | 32     | 3  | 22              | 2  | 1    | 544   |
| 2  | 297   | 95    | 49    | 31  | 43     | 6  | 20              | 3  | 0    | 544   |
| 3  | 340   | 122   | 63    | 31  | 42     | 5  | 20              | 2  | 2    | 627   |
| 計  | 3,799 | 1,435 | 639   | 393 | 627    | 42 | 323             | 20 | 20   | 7,298 |

第39表 月別外来化学療法診療科別利用数

単位：人

| 診療科名         | 4月  | 5月  | 6月  | 7月  | 8月  | 9月  | 10月 | 11月 | 12月 | 1月  | 2月  | 3月  | 計     |
|--------------|-----|-----|-----|-----|-----|-----|-----|-----|-----|-----|-----|-----|-------|
| 血液内科         | 24  | 46  | 45  | 55  | 46  | 19  | 33  | 34  | 32  | 30  | 25  | 26  | 415   |
| 消化器内科        | 32  | 42  | 34  | 32  | 28  | 34  | 47  | 40  | 34  | 37  | 40  | 46  | 446   |
| リウマチ・膠原病内科   | 11  | 19  | 15  | 15  | 19  | 21  | 19  | 16  | 25  | 23  | 29  | 23  | 235   |
| 腎臓・高血圧内科     | 0   | 0   | 0   | 0   | 0   | 0   | 1   | 0   | 0   | 0   | 0   | 0   | 1     |
| 呼吸器内科        | 53  | 70  | 57  | 68  | 73  | 49  | 66  | 68  | 61  | 72  | 69  | 73  | 779   |
| 腫瘍内科         | 20  | 27  | 19  | 27  | 25  | 24  | 24  | 21  | 15  | 17  | 14  | 9   | 242   |
| 呼吸器外科        | 23  | 21  | 13  | 14  | 22  | 24  | 25  | 27  | 23  | 31  | 26  | 28  | 277   |
| 消化管外科        | 63  | 76  | 71  | 64  | 72  | 61  | 77  | 68  | 51  | 62  | 67  | 66  | 798   |
| 肝胆膵・移植外科     | 19  | 19  | 20  | 23  | 26  | 19  | 27  | 35  | 33  | 29  | 24  | 20  | 294   |
| 乳腺外科         | 89  | 94  | 88  | 99  | 102 | 70  | 123 | 91  | 102 | 110 | 96  | 81  | 1,145 |
| 脳神経外科        | 12  | 8   | 6   | 10  | 13  | 8   | 8   | 4   | 9   | 9   | 8   | 8   | 103   |
| 整形外科         | 1   | 2   | 3   | 1   | 0   | 0   | 0   | 0   | 0   | 0   | 0   | 0   | 7     |
| 産科婦人科        | 35  | 56  | 55  | 66  | 53  | 50  | 66  | 62  | 60  | 59  | 55  | 51  | 668   |
| 小児腫瘍内科       | 5   | 6   | 1   | 2   | 4   | 1   | 2   | 2   | 3   | 4   | 3   | 3   | 36    |
| 皮膚科          | 20  | 16  | 18  | 17  | 22  | 24  | 27  | 26  | 18  | 18  | 15  | 24  | 245   |
| 泌尿器科・副腎内分泌外科 | 10  | 11  | 8   | 6   | 7   | 5   | 10  | 11  | 14  | 18  | 28  | 28  | 156   |
| 耳鼻咽喉科・頭頸部外科  | 14  | 16  | 15  | 18  | 12  | 10  | 24  | 21  | 16  | 19  | 19  | 20  | 204   |
| 歯科口腔外科       | 3   | 3   | 4   | 2   | 4   | 4   | 5   | 5   | 6   | 8   | 4   | 2   | 50    |
| 合計           | 434 | 532 | 472 | 519 | 528 | 423 | 584 | 531 | 502 | 546 | 522 | 508 | 6,101 |

第40表 月別医療社会相談件数(医療連携・相談室)

単位：件

| 相談内容          | 4月  | 5月    | 6月    | 7月    | 8月    | 9月    | 10月   | 11月   | 12月   | 1月    | 2月    | 3月    | 計      |
|---------------|-----|-------|-------|-------|-------|-------|-------|-------|-------|-------|-------|-------|--------|
| (1) 医療費関係     | 34  | 65    | 56    | 58    | 66    | 59    | 40    | 61    | 38    | 47    | 51    | 64    | 639    |
| (2) 高額医療費制度貸付 | 1   | 0     | 0     | 3     | 6     | 1     | 0     | 7     | 2     | 0     | 2     | 2     | 24     |
| (3) 公費負担制度利用  | 118 | 127   | 116   | 98    | 75    | 56    | 78    | 73    | 70    | 67    | 61    | 49    | 988    |
| (4) 身体障害者手帳   | 18  | 13    | 34    | 33    | 31    | 31    | 44    | 45    | 54    | 30    | 23    | 27    | 383    |
| (5) 社会保障制度    | 60  | 67    | 73    | 82    | 96    | 89    | 73    | 86    | 85    | 79    | 82    | 71    | 943    |
| (6) 交通事故      | 62  | 69    | 65    | 60    | 63    | 79    | 88    | 94    | 60    | 72    | 63    | 82    | 857    |
| (7) 心身医療科関係   | 302 | 458   | 329   | 273   | 402   | 327   | 236   | 293   | 370   | 348   | 255   | 308   | 3,901  |
| (8) 小児医療関係    | 54  | 70    | 168   | 114   | 149   | 100   | 101   | 67    | 51    | 67    | 48    | 56    | 1,045  |
| (9) その他       | 297 | 493   | 689   | 846   | 853   | 686   | 736   | 730   | 638   | 672   | 642   | 596   | 7,878  |
| 合計            | 946 | 1,362 | 1,530 | 1,567 | 1,741 | 1,428 | 1,396 | 1,456 | 1,368 | 1,382 | 1,227 | 1,255 | 16,658 |

- 相談内容 (1) 高額療養費(限度額認定証等)の相談  
 (2) 高額療養費貸付制度の相談  
 (3) 公費負担制度(更生医療、育成医療、養育医療等)の相談  
 (4) 身体障害者手帳の申請手続き等についての相談  
 (5) 年金(障害年金(精神・腫瘍除く)等)、介護保険制度等についての相談  
 (6) 交通事故等の相談  
 (7) 心身医療科関係の相談  
 (8) 小児医療関係(社会資源案内、退院支援、施設児医療、虐待含む)  
 (9) その他(苦情、H I V、D V、上記以外の相談等)

# 附属病院施設概要図

附属病院（きぼう棟）

|                                                                                                                                                                                                   |     |                                                                                                                                     |
|---------------------------------------------------------------------------------------------------------------------------------------------------------------------------------------------------|-----|-------------------------------------------------------------------------------------------------------------------------------------|
|                                                                                                                                                                                                   | 10階 | 10階東病棟                                                                                                                              |
| 9階西病棟                                                                                                                                                                                             | 9階  | 9階東病棟                                                                                                                               |
| 8階西病棟                                                                                                                                                                                             | 8階  | 8階東病棟                                                                                                                               |
|                                                                                                                                                                                                   | 7階  | 7階東病棟                                                                                                                               |
| 6階西病棟                                                                                                                                                                                             | 6階  | 6階東病棟                                                                                                                               |
| 5階西病棟                                                                                                                                                                                             | 5階  | 5階東病棟                                                                                                                               |
|                                                                                                                                                                                                   | 4階  |                                                                                                                                     |
| 病院長室、副病院長室、看護部管理室、<br>病院管理課、経営企画室、災害医療部、<br>臨床工学センター、人工透析センター、<br>ふくしまこども・女性医療支援センター、<br>須賀川養護学校医大分校                                                                                              | 3階  | 手術部<br>集中治療部（ICU）<br>材料部                                                                                                            |
| 血液内科、呼吸器外科、消化管外科、<br>腎臓・高血圧内科、糖尿病・内分泌代謝内科、<br>漢方内科、肝胆膵・移植外科、乳腺外科、眼科、<br>皮膚科、泌尿器科・副腎内分泌外科、<br>耳鼻咽喉科・頭頸部外科<br><br>脳疾患センター（脳神経内科・脳神経外科）                                                              | 2階  | 2階北病棟<br>形成外科、性差医療センター、<br>病理診断科、感染制御部、<br>検査部、病理部、輸血・移植免疫部、<br>麻酔・疼痛緩和科、歯科口腔外科、<br>医療安全管理部、中央採血室                                   |
| 循環器内科、消化器内科、リウマチ・膠原病内科、<br>総合内科、整形外科、心臓血管外科、<br>リハビリテーション科、緩和ケアセンター、<br>リハビリテーションセンター<br><br>医事課（会計受付・入退院受付）、医療連携・相談室、<br>患者サポートセンター、栄養指導室、総合受付、<br>薬渡し口、入院用品レンタル受付、共同待合室、<br>コーヒESHOP、銀行、ATM、郵便局 | 1階  | 呼吸器内科、放射線科、核医学科、<br>放射線部、核医学診療室、内視鏡診療部<br><br>売店、食堂、ペーカリー、理容室、美容室<br><br>（別棟）<br>放射線治療科<br>心身医療科病棟<br>磁気共鳴画像診断（MRI）棟<br>放射線災害医療センター |
| 薬剤部、医療情報部（病歴）、<br>栄養管理部、物品供給センター                                                                                                                                                                  | B1  | 中央監視室、防災センター<br>病理解剖室、霊安室                                                                                                           |

手術室棟

|                      |
|----------------------|
| 機械室                  |
| 手術部                  |
| 麻酔・疼痛緩和科<br>（術前診察外来） |
| 心身医療科                |

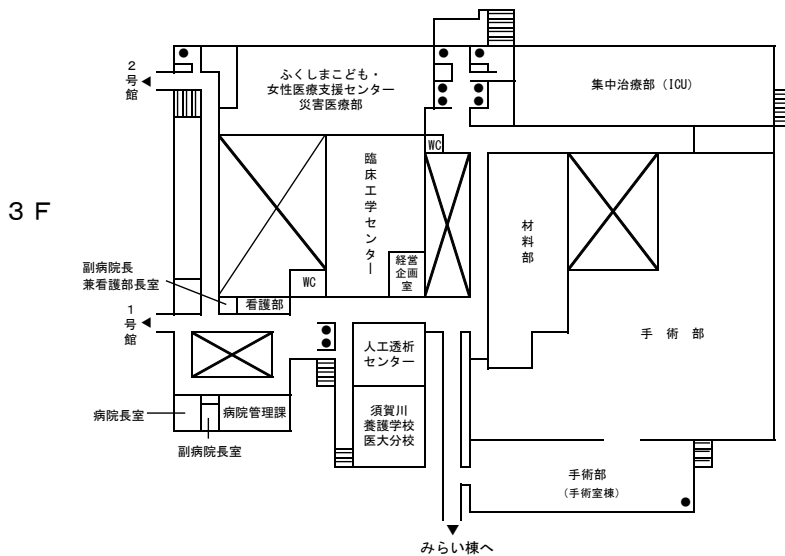
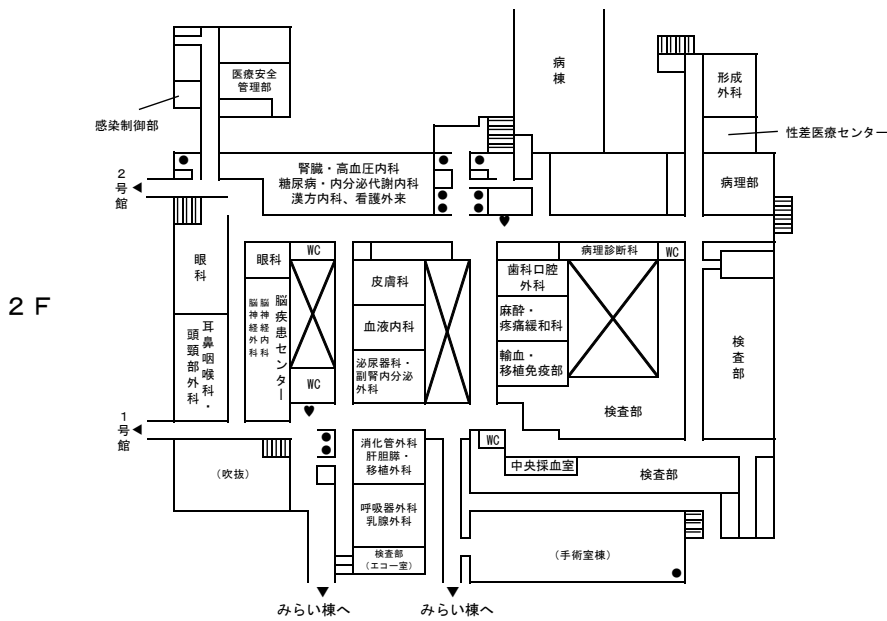
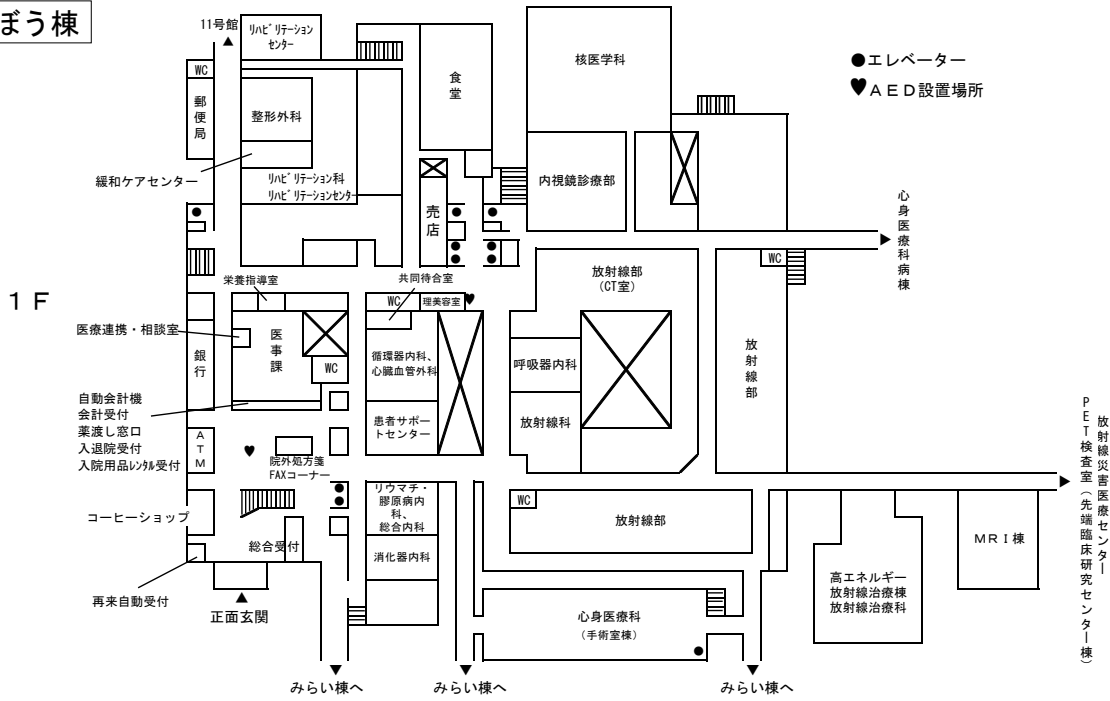
ふくしま いのちと未来のメディカルセンター棟  
（みらい棟）

|                                         |    |                                                                                                      |
|-----------------------------------------|----|------------------------------------------------------------------------------------------------------|
| 放射線医学県民健康<br>管理センター                     | 7階 |                                                                                                      |
| 放射線医学県民健康<br>管理センター                     | 6階 |                                                                                                      |
| こども医療センター<br>（5階西病棟、PICU）               | 5階 | こども医療センター<br>（5階東病棟）                                                                                 |
| 4階西病棟、RI治療病棟                            | 4階 | 4階東病棟                                                                                                |
| 総合周産期母子医療センター<br>（NICU、GCU）             | 3階 | 総合周産期母子医療センター<br>（MFICU、3階東病棟）                                                                       |
| 小児科、小児腫瘍内科、<br>小児外科、産科、婦人科、<br>生殖医療センター | 2階 | 腫瘍内科、甲状腺内分泌診療セ<br>ンター、外来化学療法セン<br>ター、臨床研究センター、臨床<br>腫瘍センター、がん相談支援セ<br>ンター、放射線医学県民健康管<br>理センター甲状腺検査部門 |
| 災害医療・<br>高度救命救急センター                     | 1階 | 災害医療・<br>高度救命救急センター                                                                                  |

平成31年4月現在

# 外来診療室等の平面図

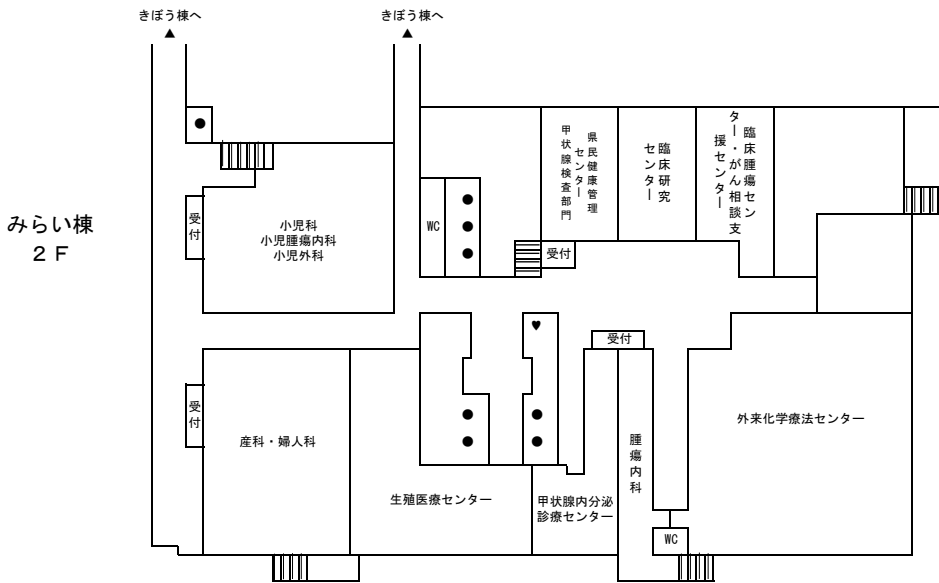
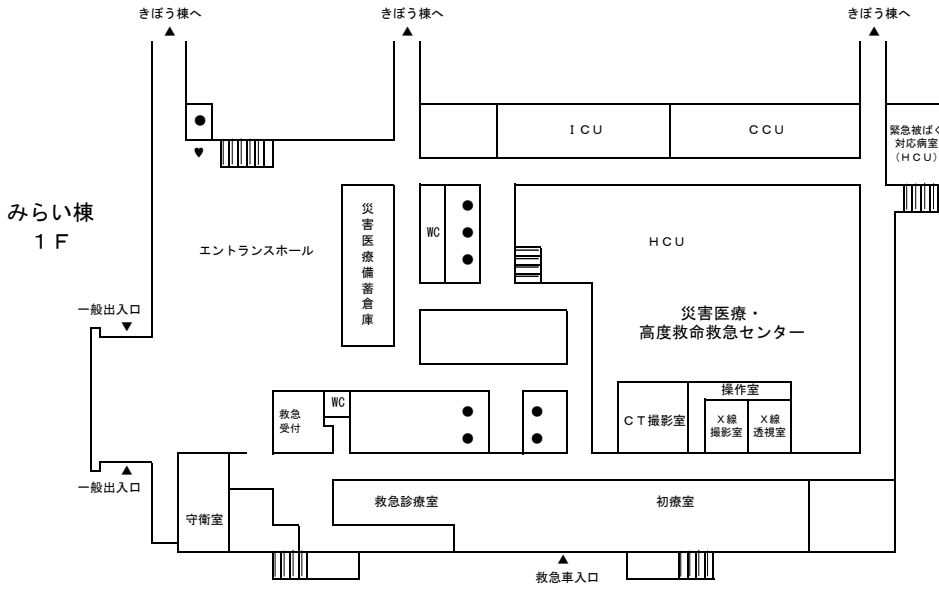
## きぼう棟



平成31年4月現在

みらい棟

- エレベーター
- ♥AED設置場所



平成31年4月現在